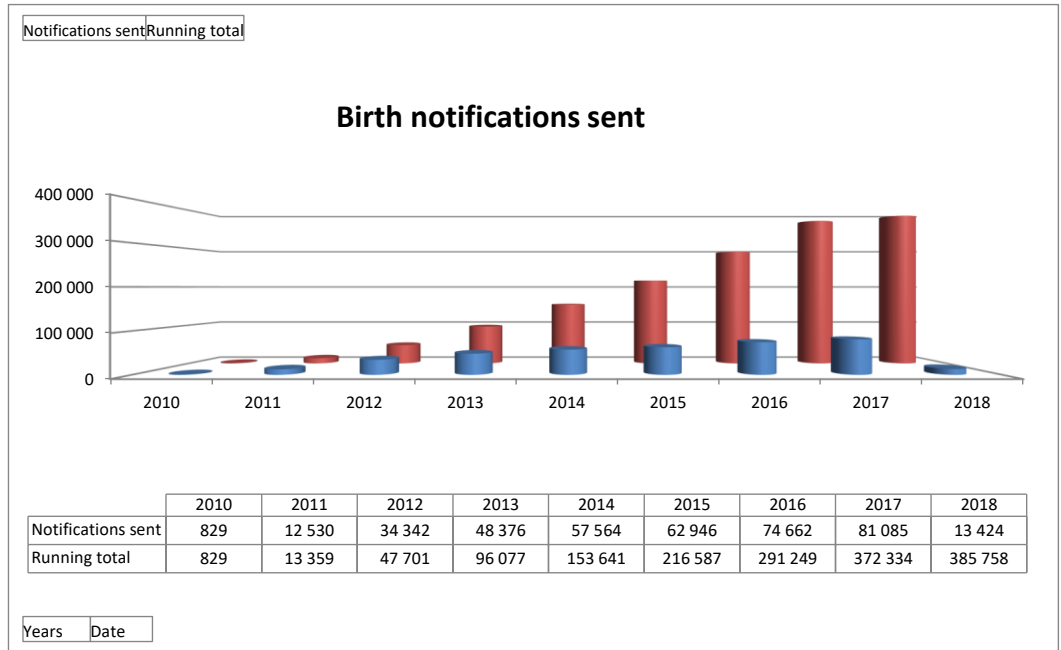
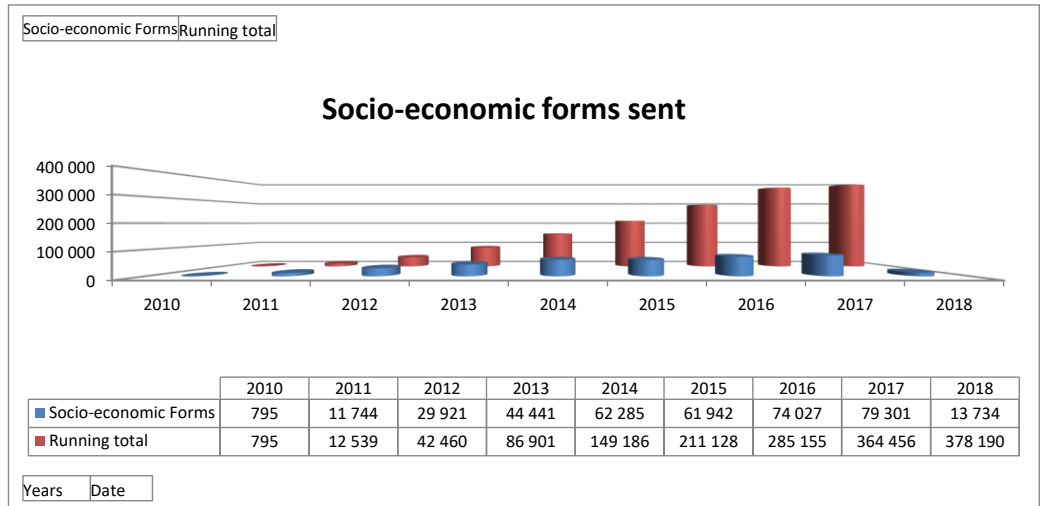


Date	Notifications	Medical_Forms	Socio-economic_Forms	Medical_Forms (WS)	Medical_Forms (WA)	Notifications_Via_WS	Notifications_Via_WA	Socio-economic_Forms (WS)	Socio-economic_Forms (WA)
31/12/2010		829	796	795					
31/01/2011		230	235	214					
28/02/2011		282	284	265					
31/03/2011		325	315	314					
30/04/2011		799	738	676					
31/05/2011		980	868	919					
30/06/2011		1068	988	957					
31/07/2011		1376	1257	1040					
31/08/2011		1297	1204	1152					
30/09/2011		1308	1414	1724					
31/10/2011		1672	1719	1554					
30/11/2011		1533	1570	1495					
31/12/2011		1660	1758	1434					
31/01/2012		1742	1749	1858					
28/02/2012		1736	1711	1694					
31/03/2012		2155	2083	1840					
30/04/2012		2484	2521	2174					
31/05/2012		2899	2774	2593					
30/06/2012		3024	3135	2553					
31/07/2012		3074	2964	2742					
31/08/2012		3093	2989	2716					
30/09/2012		3241	3215	2564					
31/10/2012		3657	3614	3174					
30/11/2012		3534	3458	3019					
31/12/2012		3703	3546	2994					
31/01/2013		3932	3627	3815					
28/02/2013		3543	3208	3245					
31/03/2013		3863	3838	3243					
30/04/2013		3899	3879	3573					
31/05/2013		3979	3993	3771					
30/06/2013		3969	3778	3532					
31/07/2013		4389	4561	4041					
31/08/2013		4142	4067	3729					
30/09/2013		4136	3913	3655					
31/10/2013		4122	4305	4238					
30/11/2013		3959	3780	3592					
31/12/2013		4443	3825	4007					
31/01/2014		4495	3421	4350	146	3275	999	3496	4058
28/02/2014		4343	4733	4128	1575	3158	1027	3316	3803
31/03/2014		4695	4065	11427	735	3330	1179	3516	11146
30/04/2014		4675	5330	4706	2157	3173	1201	3474	4395
31/05/2014		4801	4244	4396	890	3354	1213	3588	4137
30/06/2014		4913	4348	4887	981	3367	1304	3609	4586
31/07/2014		5316	4615	4995	949	3666	1419	3897	4683
31/08/2014		4945	4777	4580	849	3928	1324	3621	4275
30/09/2014		4999	5033	4854	1429	3604	1325	3674	4571
31/10/2014		5031	4912	4964	1200	3712	1302	3729	4600
30/11/2014		4608	4488	4291	1046	3442	1166	3442	3953
31/12/2014		4743	4526	4707	1058	3468	1229	3514	4376
31/01/2015		4835	4617	4800	1050	3567	1222	3613	4509
28/02/2015		4375	5435	4321	2189	3246	1135	3240	4044
31/03/2015		4800	4723	5706	1156	3567	1203	3597	5384
30/04/2015		4913	4522	4841	1087	3435	1247	3666	4516
31/05/2015		4972	4737	4644	1084	3653	1269	3703	4343
30/06/2015		5184	5036	5284	1178	3858	1232	3952	4923
31/07/2015		5791	5678	5485	1313	4365	1382	4409	5133
31/08/2015		5416	5192	5468	1581	3611	1846	3570	5164
30/09/2015		5567	5058	5521	1472	3586	1884	3683	5158
31/10/2015		5894	5842	5525	2115	3727	1911	3983	5179
30/11/2015		5412	5037	5422	1706	3331	1777	3635	5084
31/12/2015		5787	5461	4925	1720	3741	1950	3837	4608
31/01/2016		5782	5791	5692	1889	3902	1837	3945	5369
29/02/2016		5548	6039	5586	2189	3850	1766	3782	5268
31/03/2016		5917	5681	5885	1817	3864	1765	4152	5577
30/04/2016		5687	5484	6075	1783	3701	1789	3898	5761
31/05/2016		6049	5985	5907	2813	3172	2739	3310	5628
30/06/2016		6333	5840	6171	2348	3492	2858	3475	5904
31/07/2016		6612	6515	6107	2993	3522	3104	3508	5833
31/08/2016		6554	6512	6629	3466	3046	3100	3454	6285
30/09/2016		6642	6564	6638	2749	3815	3834	2808	6364
31/10/2016		6497	6520	6803	2665	3855	3903	2594	6536
30/11/2016		6521	6299	6385	2687	3612	2920	3601	6038
31/12/2016		6520	5779	6149	2201	3578	2782	3738	5919
31/01/2017		6380	6430	6500	2641	3789	2633	3747	6229
28/02/2017		6164	7286	5990	3691	3595	2598	3566	5734
31/03/2017		6482	6307	6692	2654	3653	2820	3662	6417
30/04/2017		6340	6344	5890	2841	3503	2755	3585	5697
31/05/2017		6866	6969	6928	3222	3747	3045	3821	6542
30/06/2017		6776	6563	6750	2962	3601	3040	3736	6505
31/07/2017		6908	6685	6501	3070	3615	3157	3751	6252
31/08/2017		7195	7092	6975	4037	3055	3235	3960	6717
30/09/2017		7084	6858	7039	3124	3734	3277	3807	6707
31/10/2017		7160	7734	7255	3830	3904	3352	3808	6945
30/11/2017		6654	6818	6507	3222	3596	3046	3608	6244
31/12/2017		7076	6171	6274	2557	3614	3295	3781	6033
31/01/2018		7019	7277	7539	3568	3709	3349	3670	7222
28/02/2018		6405	6154	6195	2809	3345	3006	3399	5975

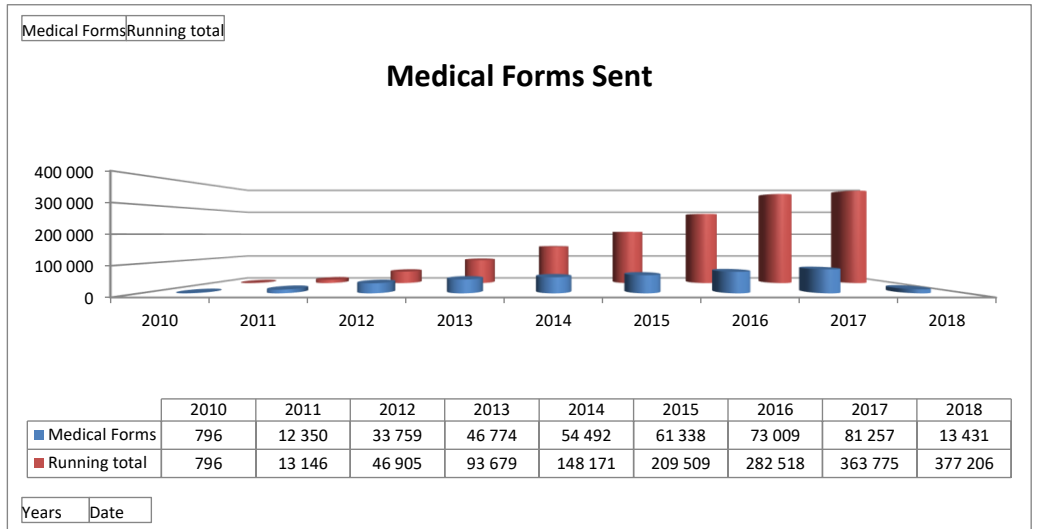
Row Labels	Notifications s	Running total
2010	829	829
2011	12 530	13 359
2012	34 342	47 701
2013	48 376	96 077
2014	57 564	153 641
2015	62 946	216 587
2016	74 662	291 249
2017	81 085	372 334
2018	13 424	385 758
Grand Total	385 758	



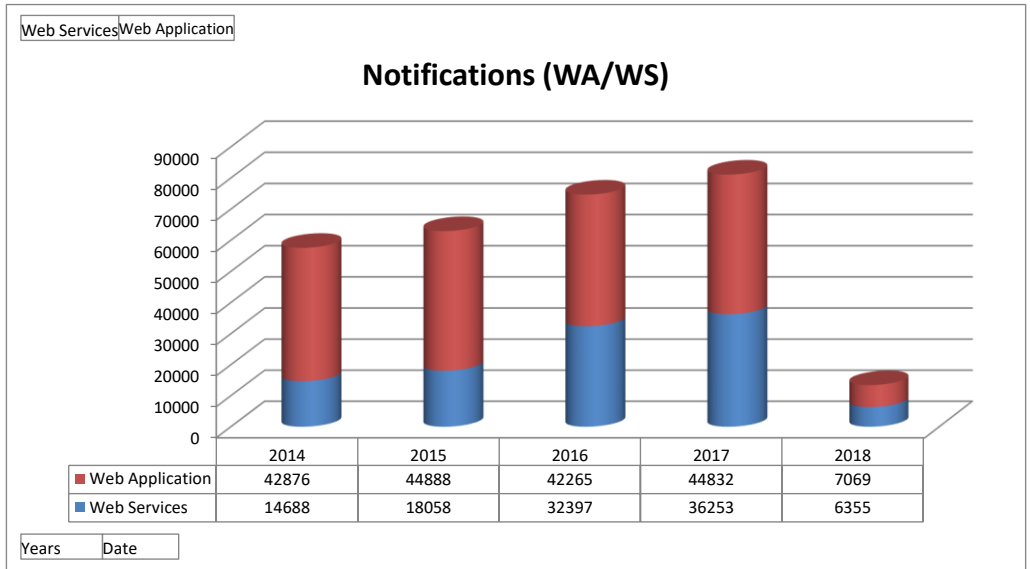
Row Labels	Socio-econom	Running total
2010	795	795
2011	11 744	12 539
2012	29 921	42 460
2013	44 441	86 901
2014	62 285	149 186
2015	61 942	211 128
2016	74 027	285 155
2017	79 301	364 456
2018	13 734	378 190
Grand Total	378 190	



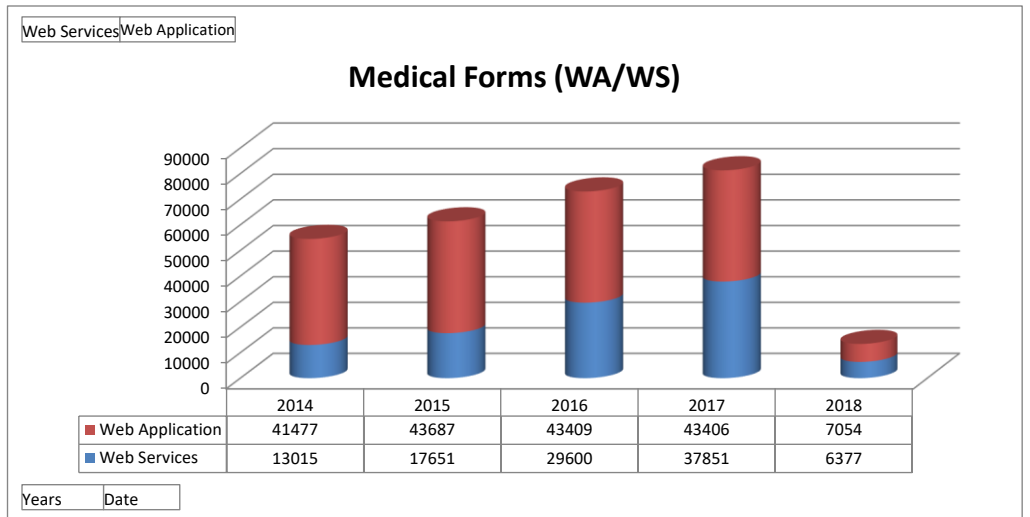
Row Labels	Medical Forms	Running total
2010	796	796
2011	12 350	13 146
2012	33 759	46 905
2013	46 774	93 679
2014	54 492	148 171
2015	61 338	209 509
2016	73 009	282 518
2017	81 257	363 775
2018	13 431	377 206
Grand Total	377 206	



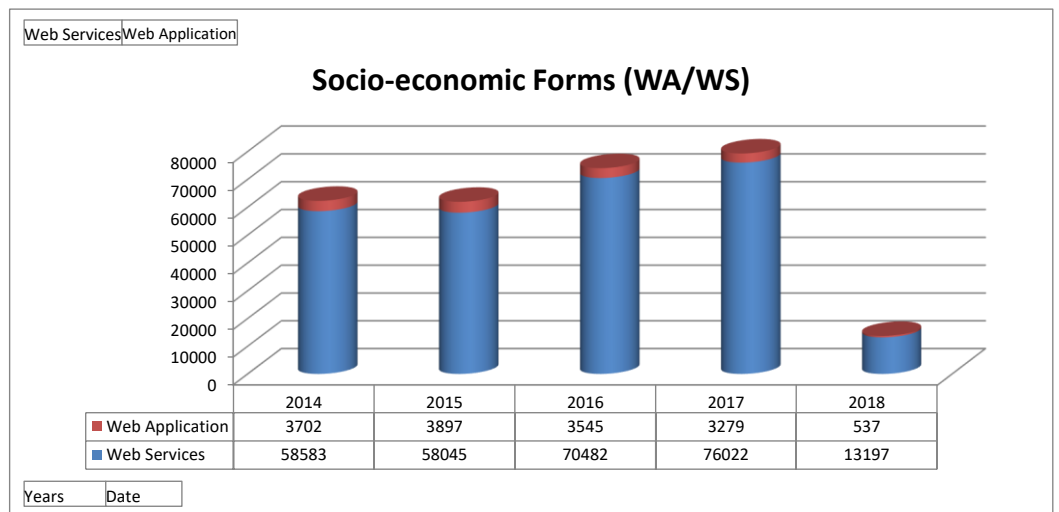
Row Labels	Web Services	Web Application
2014	14688	42876
2015	18058	44888
2016	32397	42265
2017	36253	44832
2018	6355	7069
Grand Total	107751	181930



Row Labels	Web Services	Web Application
2014	13015	41477
2015	17651	43687
2016	29600	43409
2017	37851	43406
2018	6377	7054
Grand Total	104494	179033

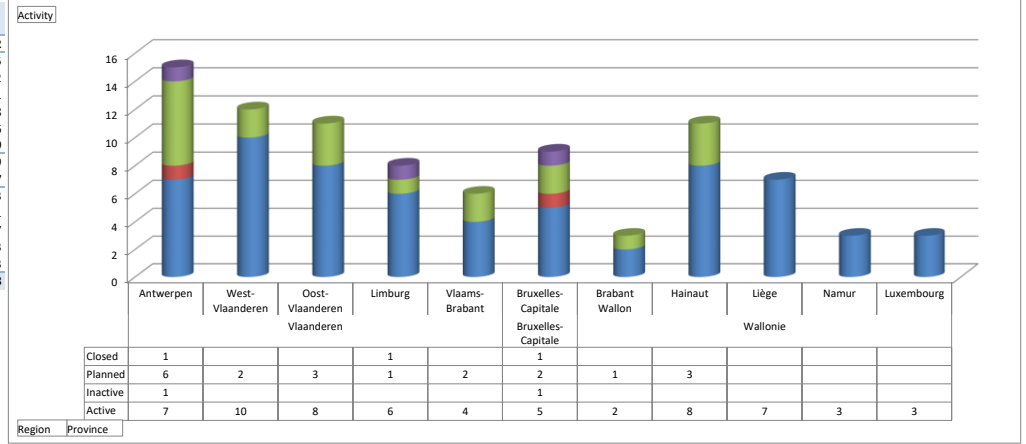


Row Labels	Web Services	Web Application
2014	58583	3702
2015	58045	3897
2016	70482	3545
2017	76022	3279
2018	13197	537
Grand Total	276329	14960

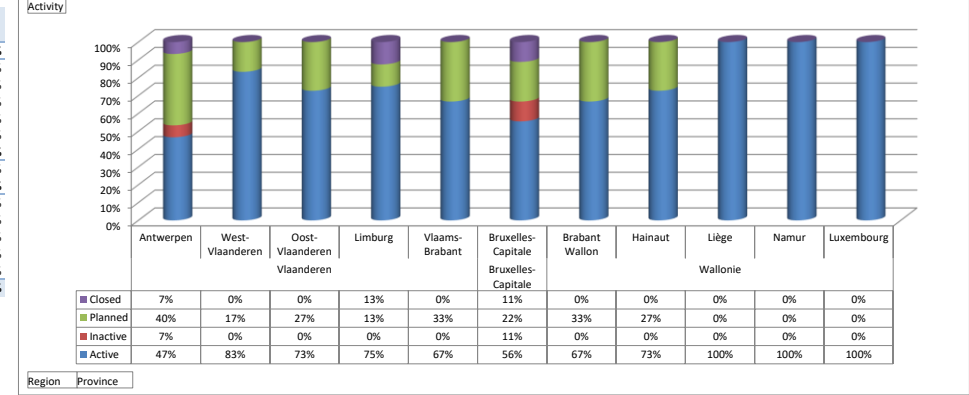


Region	Province	Site	Interface	Status	Start date
Vlaanderen	Oost-Vlaanderen	Stad Ronse	Web Services	Active	5/02/2018
Vlaanderen	Oost-Vlaanderen	Stad Dendermonde	Web Services	Active	1/03/2018
Vlaanderen	Limburg	Gemeente Heusden-Zolder	Web Services	Planned	1/04/2018
Wallonie	Hainaut	Ville de Charleroi	Web Services	Planned	1/04/2018
Bruxelles-Capitale	Bruxelles-Capitale	Gemeente Ukkel / Commune Uccle	Web Services	Planned	1/04/2018
Wallonie	Hainaut	Commune de Montigny-le-Tilleul	Web Services	Planned	1/04/2018
Wallonie	Hainaut	Commune de Lobbes	Web Services	Planned	2/05/2018
Wallonie	Brabant Wallon	Commune de Braine-l'Alleud	Web Services	Planned	2/05/2018
Bruxelles-Capitale	Bruxelles-Capitale	Gemeente Oudergem / Commune Auderghem	Web Services	Planned	2/05/2018
Vlaanderen	West-Vlaanderen	Stad Kortrijk	Unknown	Planned	1/06/2018
Bruxelles-Capitale	Bruxelles-Capitale	Gemeente Schaarbeek / Commune Schaerbeek	Web Services	Closed	
Bruxelles-Capitale	Bruxelles-Capitale	Gemeente Jette	Web Services	Inactive	Unknown
Vlaanderen	Antwerpen	Stad Herentals	Web Services	Planned	Unknown
Vlaanderen	Antwerpen	Gemeente Malle	Unknown	Inactive	Unknown
Vlaanderen	Oost-Vlaanderen	Stad Deinze	Web Services	Planned	Unknown
Vlaanderen	Antwerpen	Gemeente Duffel	Unknown	Planned	Unknown
Vlaanderen	Antwerpen	Gemeente Edegem	Web Services	Planned	Unknown
Vlaanderen	Antwerpen	Gemeente Rumst	Unknown	Planned	Unknown
Vlaanderen	Oost-Vlaanderen	Stad Eeklo	Unknown	Planned	Unknown
Vlaanderen	Oost-Vlaanderen	Stad Geraardsbergen	Unknown	Planned	Unknown
Vlaanderen	Vlaams-Brabant	Gemeente Asse	Unknown	Planned	Unknown
Vlaanderen	West-Vlaanderen	Gemeente Knokke-Heist	Unknown	Planned	Unknown
Vlaanderen	Antwerpen	Gemeente Brasschaat	Web Services	Planned	Unknown
Vlaanderen	Antwerpen	Stad Turnhout	Web Services	Planned	Unknown
Vlaanderen	Vlaams-Brabant	Stad Halle	Web Services	Planned	Unknown
Vlaanderen	Antwerpen	Gemeente Mortsel	Web Services	Closed	

Activity	Status				
Region and provinc	Active	Inactive	Planned	Closed	Grand Total
Vlaanderen	35	1	14	2	52
Antwerpen	7	1	6	1	15
West-Vlaand	10		2		12
Oost-Vlaand	8		3		11
Limburg	6		1	1	8
Vlaams-Brab	4		2		6
Bruxelles-Capitale	5	1	2	1	9
Bruxelles-Ca	5	1	2	1	9
Wallonie	23	4	27	3	57
Brabant Wal	2		1		3
Hainaut	8		3		11
Liège	7				7
Namur	3				3
Luxembourg	3				3
Grand Total	63	2	20	3	88

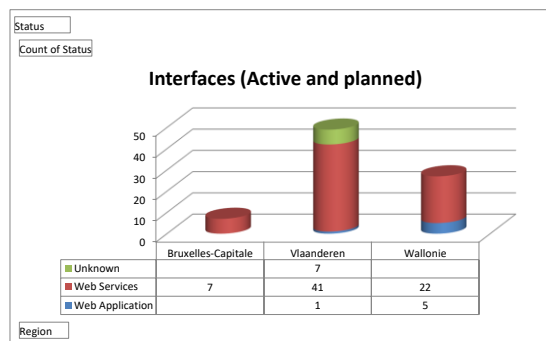


Activity	Status				
Region and provinc	Active	Inactive	Planned	Closed	Grand Total
Vlaanderen	67%	2%	27%	4%	100%
Antwerpen	47%	7%	40%	7%	100%
West-Vlaand	83%	0%	17%	0%	100%
Oost-Vlaand	73%	0%	27%	0%	100%
Limburg	75%	0%	13%	13%	100%
Vlaams-Brab	67%	0%	33%	0%	100%
Bruxelles-Capitale	56%	11%	22%	11%	100%
Bruxelles-Ca	56%	11%	22%	11%	100%
Wallonie	85%	0%	15%	0%	100%
Brabant Wal	67%	0%	33%	0%	100%
Hainaut	73%	0%	27%	0%	100%
Liège	100%	0%	0%	0%	100%
Namur	100%	0%	0%	0%	100%
Luxembourg	100%	0%	0%	0%	100%
Grand Total	72%	2%	23%	3%	100%

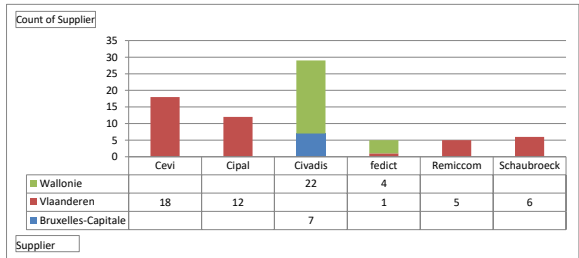


Status (Multiple Items)

Count of Status	Interface			
	Web Application	Web Services	Unknown	Grand Total
Bruxelles-Capitale		7		7
Vlaanderen	1	41	7	49
Wallonie	5	22		27
Grand Total	6	70	7	83



Count of Supplier	Column Labels			
Row Labels	Bruxelles-Capitale	Vlaanderen	Wallonie	Grand Total
Cevi		18		18
Cipal		12		12
Civadis	7		22	29
fedict		1	4	5
Remiccom		5		5
Schaubroeck		6		6
Grand Total	7	42	26	75



Region	Province	Municipality	Hospital Site	Interface	Status	Start date
Bruxelles-Capitale	Bruxelles-Capitale	Gemeente Anderlecht	CHIREC SARE (Sainte Anne & St Remi)	Web Application	Active	1/02/2018
Vlaanderen	Oost-Vlaanderen	Stad Ronse	AZ Zusters Van Barmhartigheid Campus GI	Web Application	Active	5/02/2018
Vlaanderen	Oost-Vlaanderen	Stad Dendermonde	AZ St.Blasius	Web Services	Active	1/03/2018
Wallonie	Namur	Ville de Namur	C.H.R. SAMBRE ET MEUSE	Web Application	Planned	1/04/2018
Vlaanderen	Limburg	Gemeente Heusden-Zolder	St.Fransiscusziekenhuis	Web Application	Planned	1/04/2018
Wallonie	Hainaut	Ville de Charleroi	CHU Marie Curie Charleroi (Lodelinsart)	Web Application	Planned	1/04/2018
Bruxelles-Capitale	Bruxelles-Capitale	Gemeente Ukkel / Commune Uccle	Europa Ziekenhuizen Site St. Elizabeth	Web Application	Planned	1/04/2018
Wallonie	Hainaut	Ville de Charleroi	Clinique Notre Dame de Grâce (Gosselies)	Web Application	Planned	1/04/2018
Wallonie	Hainaut	Commune de Montigny-le-Tilleul	CHU André Vesale (Montigny-le-Tilleul)	Web Application	Planned	1/04/2018
Bruxelles-Capitale	Bruxelles-Capitale	Gemeente Oudergem / Commune	Edith Cavell (Chirec move)	Web Application	Planned	2/05/2018
Wallonie	Brabant Wallon	Commune de Braine-l'Alleud	CHIREC (Braine l'Alleud)	Web Application	Planned	2/05/2018
Wallonie	Hainaut	Commune de Lobbes	Centre Hospitalier de Lobbes	Web Application	Planned	2/05/2018
Vlaanderen	West-Vlaanderen	Stad Kortrijk	AZ Groeninge Campus Kennedylaan	Web Services	Planned	1/06/2018