

Instructions for data updaters

- Data are entered in the "Data - " sheets of this workbook
- Please enter the new data in the appropriate tables
- Use the default format designed by the table, do not change any part of the layout

Instructions for data publishers

- It is recommended to filter the "Data" tabs on the "current year" records only
- Hide the "address book", "QPR internal KPI", and "report4confluence" tabs
- Then save the entire workbook as PDF

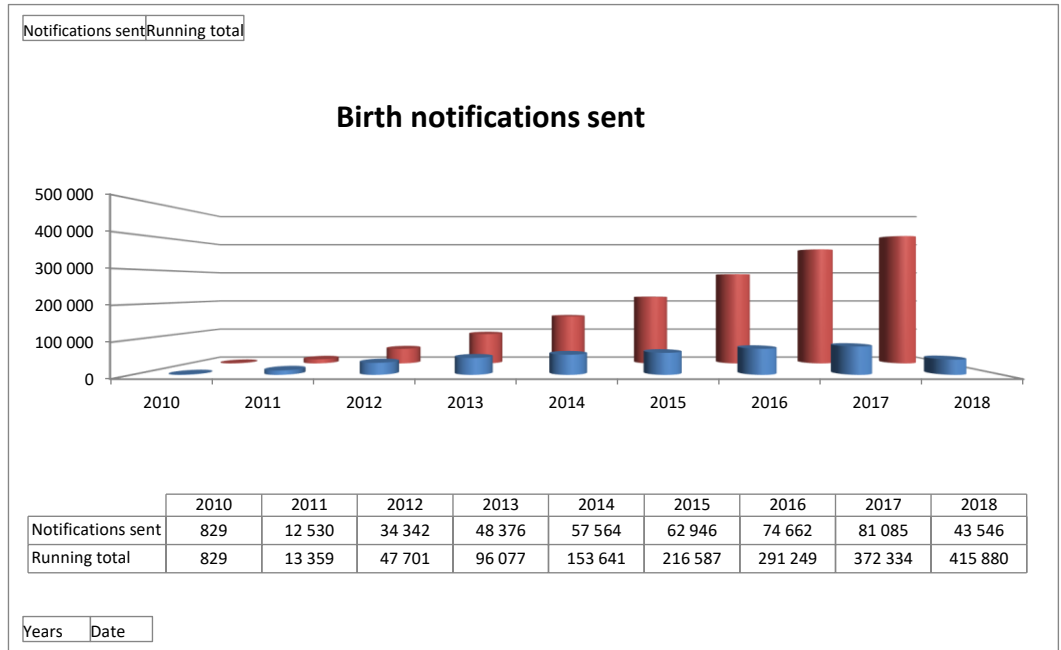
Instructions for data readers

- Data are summarised in pivot tables and pivot chart reports
- Pivot tables refresh each time the workbook opens (if you're not sure, refresh them manually)
- Expand / collapse sections to view more/less detailed info

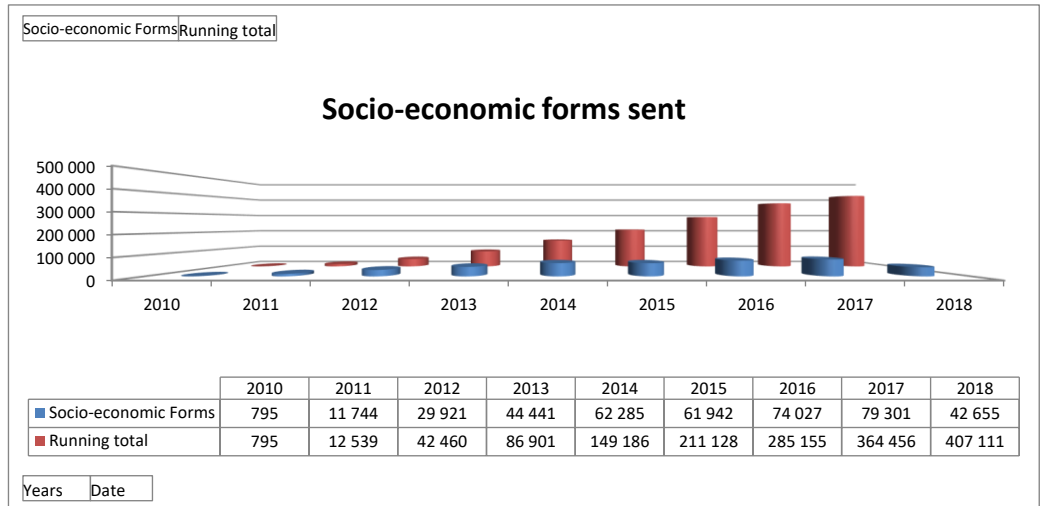
Workbook contents		
Worksheet	Contents	Details
Summary	This sheet!	
Data - Notifications and Forms	# medical forms / socio-economic forms / notifications sent by month	From the 01/2014, the split is done between Web Services and Web Application. Totals are calculated fields.
Synth - Notifications and Forms	Statistics & graphics (see "Data" section)	Totals and running totals per year. Please expand each year to view the details
QPR internal KPI	KPI used by Fedict (internal reporting, not published in PDF format)	Contains two KPIs added in 9/2015 and copied to QPR
Data - Municipalities	Who uses what in which region since when	Contents: Region, Province, Municipality, which interface is in use, supplier. The status is a calculated field based on the date of roll-out: Active: date exists, in the past Planned: date exists, in the future Inactive: date does not exist
Synth - Municipalities	Who is active, inactive, planned, in which region	Totals and running totals per year. Please expand each year to view the details
Data - Hospitals	Who uses what in which region since when	Contents: Region, Province, Municipality, Hospital name which interface is in use. The status is a calculated field based on the date of roll-out: Active: date exists, in the past Planned: date exists, in the future Inactive: date does not exist
Synth - Hospitals	Who is active, inactive, planned, in which region	Totals and running totals per year. Please expand each year to view the details
Data - Address book	Contact persons for municipalities, for hospitals, for suppliers (internal reporting, not published in PDF format).	
Report4confluence	Contains pivottables for internal reporting (not published in PDF format)	Should be hidden

Date	Notifications	Medical_Forms	Socio-economic_Forms	Medical_Forms (WS)	Medical_Forms (WA)	Notifications_Via_WS	Notifications_Via_WA	Socio-economic_Forms (WS)	Socio-economic_Forms (WA)
31/12/2010	829	796	795						
31/01/2011	230	235	214						
28/02/2011	282	284	265						
31/03/2011	325	315	314						
30/04/2011	799	738	676						
31/05/2011	980	868	919						
30/06/2011	1068	988	957						
31/07/2011	1376	1257	1040						
31/08/2011	1297	1204	1152						
30/09/2011	1308	1414	1724						
31/10/2011	1672	1719	1554						
30/11/2011	1533	1570	1495						
31/12/2011	1660	1758	1434						
31/01/2012	1742	1749	1858						
28/02/2012	1736	1711	1694						
31/03/2012	2155	2083	1840						
30/04/2012	2484	2521	2174						
31/05/2012	2899	2774	2593						
30/06/2012	3024	3135	2553						
31/07/2012	3074	2964	2742						
31/08/2012	3093	2989	2716						
30/09/2012	3241	3215	2564						
31/10/2012	3657	3614	3174						
30/11/2012	3534	3458	3019						
31/12/2012	3703	3546	2994						
31/01/2013	3932	3627	3815						
28/02/2013	3543	3208	3245						
31/03/2013	3863	3838	3243						
30/04/2013	3899	3879	3573						
31/05/2013	3979	3993	3771						
30/06/2013	3969	3778	3532						
31/07/2013	4389	4561	4041						
31/08/2013	4142	4067	3729						
30/09/2013	4136	3913	3655						
31/10/2013	4122	4305	4238						
30/11/2013	3959	3780	3592						
31/12/2013	4443	3825	4007						
31/01/2014	4495	3421	4350	146	3275	999	3496	4058	292
28/02/2014	4343	4733	4128	1575	3158	1027	3316	3803	325
31/03/2014	4695	4065	11427	735	3330	1179	3516	11146	281
30/04/2014	4675	5330	4706	2157	3173	1201	3474	4395	311
31/05/2014	4801	4244	4396	890	3354	1213	3588	4137	259
30/06/2014	4913	4348	4887	981	3367	1304	3609	4586	301
31/07/2014	5316	4615	4995	949	3666	1419	3897	4683	312
31/08/2014	4945	4777	4580	849	3928	1324	3621	4275	305
30/09/2014	4999	5033	4854	1429	3604	1325	3674	4571	283
31/10/2014	5031	4912	4964	1200	3712	1302	3729	4600	364
30/11/2014	4608	4488	4291	1046	3442	1166	3442	3953	338
31/12/2014	4743	4526	4707	1058	3468	1229	3514	4376	331
31/01/2015	4835	4617	4800	1050	3567	1222	3613	4509	291
28/02/2015	4375	5435	4321	2189	3246	1135	3240	4044	277
31/03/2015	4800	4723	5706	1156	3567	1203	3597	5384	322
30/04/2015	4913	4522	4841	1087	3435	1247	3666	4516	325
31/05/2015	4972	4737	4644	1084	3653	1269	3703	4343	301
30/06/2015	5184	5036	5284	1178	3858	1232	3952	4923	361
31/07/2015	5791	5678	5485	1313	4365	1382	4409	5133	352
31/08/2015	5416	5192	5468	1581	3611	1846	3570	5164	304
30/09/2015	5567	5058	5521	1472	3586	1884	3683	5158	363
31/10/2015	5894	5842	5525	2115	3727	1911	3983	5179	346
30/11/2015	5412	5037	5422	1706	3331	1777	3635	5084	338
31/12/2015	5787	5461	4925	1720	3741	1950	3837	4608	317
31/01/2016	5782	5791	5692	1889	3902	1837	3945	5369	323
29/02/2016	5548	6039	5586	2189	3850	1766	3782	5268	318
31/03/2016	5917	5681	5885	1817	3864	1765	4152	5577	308
30/04/2016	5687	5484	6075	1783	3701	1789	3898	5761	314
31/05/2016	6049	5985	5907	2813	3172	2739	3310	5628	279
30/06/2016	6333	5840	6171	2348	3492	2858	3475	5904	267
31/07/2016	6612	6515	6107	2993	3522	3104	3508	5833	274
31/08/2016	6554	6512	6629	3466	3046	3100	3454	6285	344
30/09/2016	6642	6564	6638	2749	3815	3834	2808	6364	274
31/10/2016	6497	6520	6803	2665	3855	3903	2594	6536	267
30/11/2016	6521	6299	6385	2687	3612	2920	3601	6038	347
31/12/2016	6520	5779	6149	2201	3578	2782	3738	5919	230
31/01/2017	6380	6430	6500	2641	3789	2633	3747	6229	271
28/02/2017	6164	7286	5990	3691	3595	2598	3566	5734	256
31/03/2017	6482	6307	6692	2654	3653	2820	3662	6417	275
30/04/2017	6340	6344	5890	2841	3503	2755	3585	5697	193
31/05/2017	6866	6969	6928	3222	3747	3045	3821	6542	386
30/06/2017	6776	6563	6750	2962	3601	3040	3736	6505	245
31/07/2017	6908	6685	6501	3070	3615	3157	3751	6252	249
31/08/2017	7195	7092	6975	4037	3055	3235	3960	6717	258
30/09/2017	7084	6858	7039	3124	3734	3277	3807	6707	332
31/10/2017	7160	7734	7255	3830	3904	3352	3808	6945	310
30/11/2017	6654	6818	6507	3222	3596	3046	3608	6244	263
31/12/2017	7076	6171	6274	2557	3614	3295	3781	6033	241
31/01/2018	7019	7277	7539	3568	3709	3349	3670	7222	317
28/02/2018	6405	6154	6195	2809	3345	3006	3399	5975	220
31/03/2018	7346	7623	6839	3848	3775	3496	3850	6569	270
30/04/2018	7133	6824	6907	3135	3689	3389	3744	6683	224
31/05/2018	7864	7341	7805	3322	4019	3753	4111	7495	310
30/06/2018	7779	8200	7370	4010	4190	3608	4171	7083	287

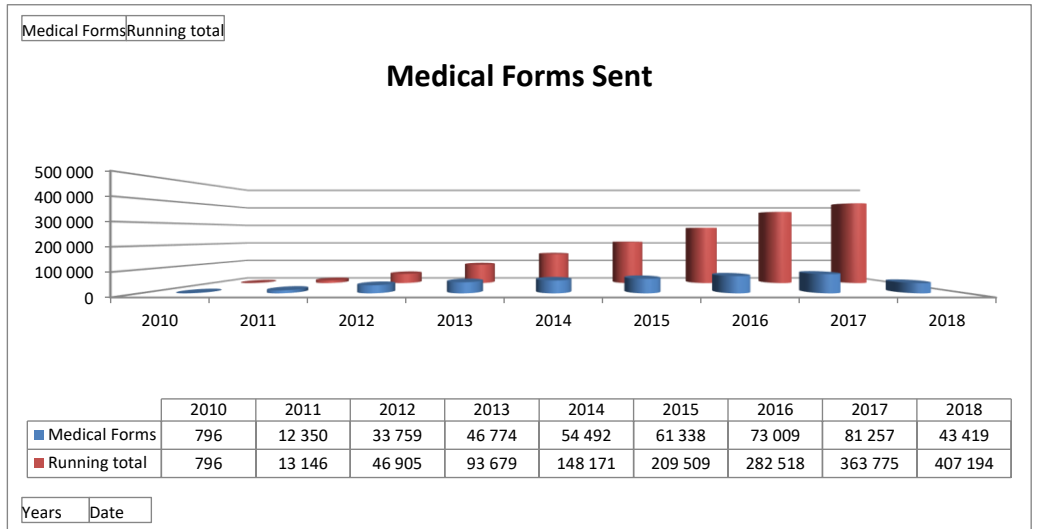
Row Labels	Notifications	Running total
2010	829	829
2011	12 530	13 359
2012	34 342	47 701
2013	48 376	96 077
2014	57 564	153 641
2015	62 946	216 587
2016	74 662	291 249
2017	81 085	372 334
2018	43 546	415 880
Grand Total	415 880	



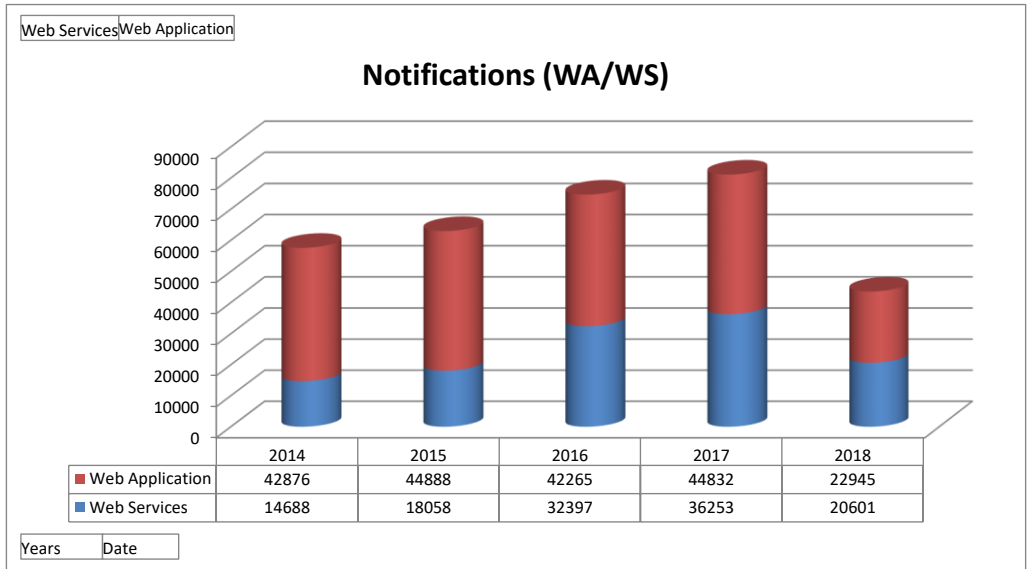
Row Labels	Socio-econom	Running total
2010	795	795
2011	11 744	12 539
2012	29 921	42 460
2013	44 441	86 901
2014	62 285	149 186
2015	61 942	211 128
2016	74 027	285 155
2017	79 301	364 456
2018	42 655	407 111
Grand Total	407 111	



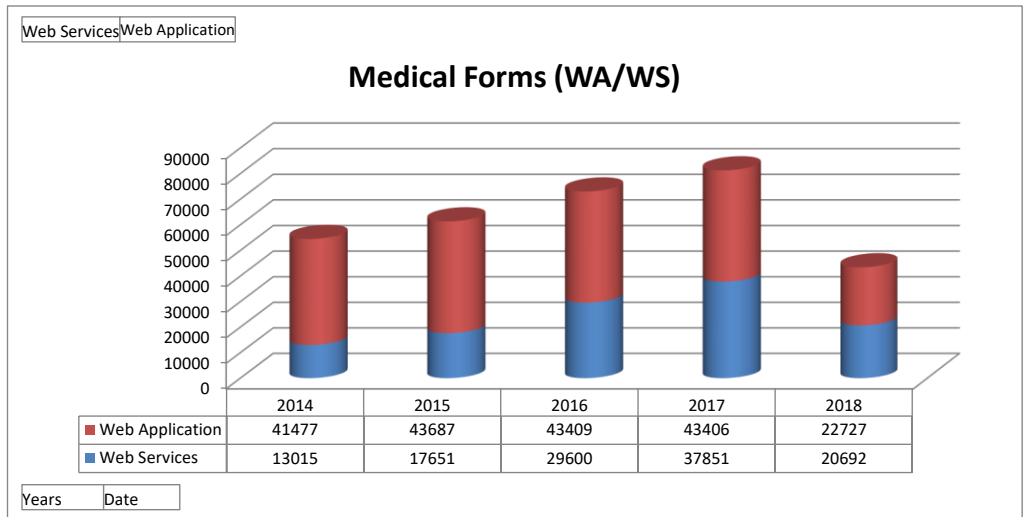
Row Labels	Medical Forms	Running total
2010	796	796
2011	12 350	13 146
2012	33 759	46 905
2013	46 774	93 679
2014	54 492	148 171
2015	61 338	209 509
2016	73 009	282 518
2017	81 257	363 775
2018	43 419	407 194
Grand Total	407 194	



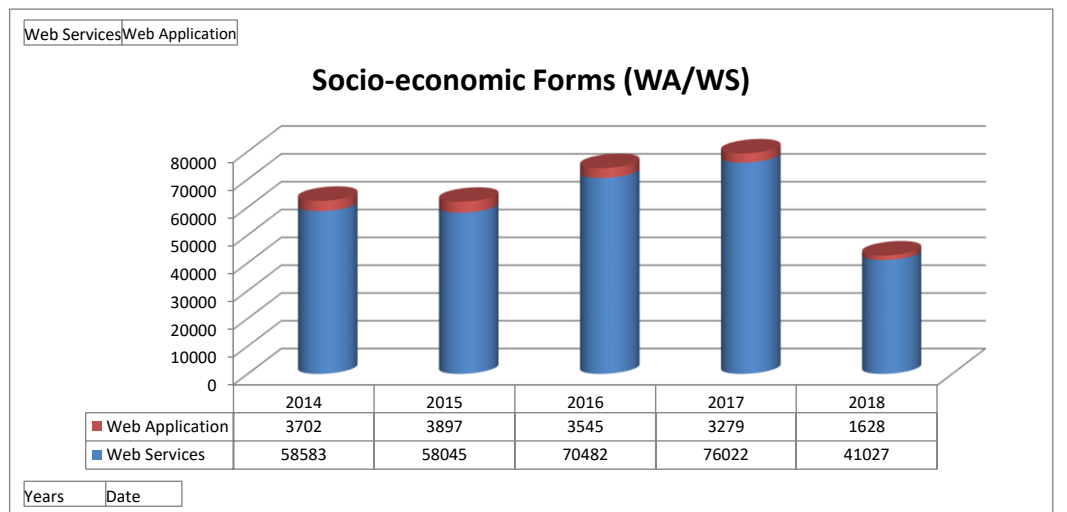
Row Labels	Web Services	Web Application
2014	14688	42876
2015	18058	44888
2016	32397	42265
2017	36253	44832
2018	20601	22945
Grand Total	121997	197806



Row Labels	Web Services	Web Application
2014	13015	41477
2015	17651	43687
2016	29600	43409
2017	37851	43406
2018	20692	22727
Grand Total	118809	194706

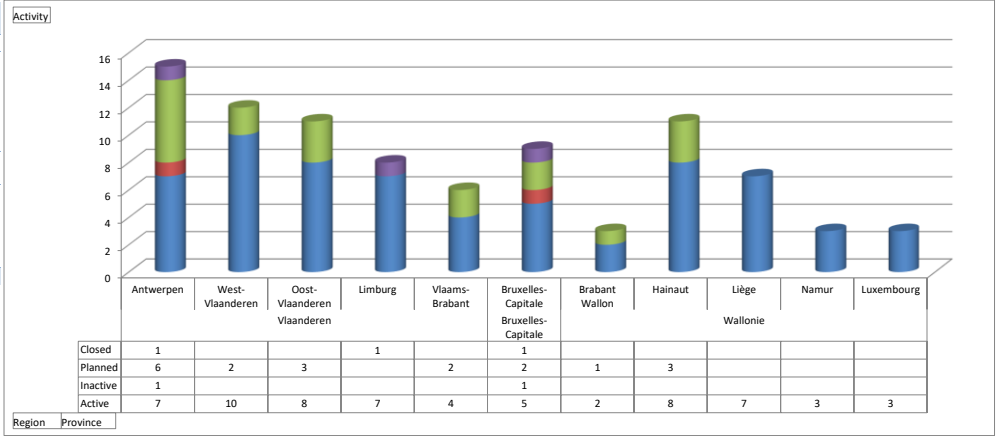


Row Labels	Web Services	Web Application
2014	58583	3702
2015	58045	3897
2016	70482	3545
2017	76022	3279
2018	41027	1628
Grand Total	304159	16051

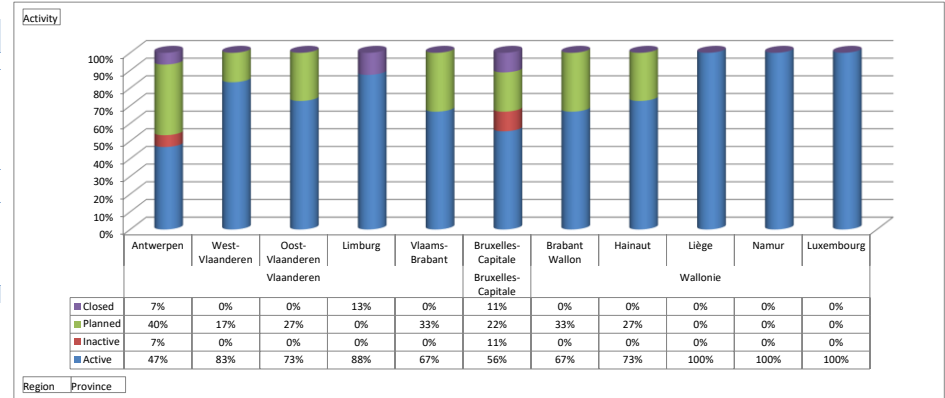


Region	Province	Site	Interface	Status	Start date
Vlaanderen	Oost-Vlaanderen	Stad Ronse	Web Services	Active	5/02/2018
Vlaanderen	Oost-Vlaanderen	Stad Dendermonde	Web Services	Active	1/03/2018
Vlaanderen	Limburg	Gemeente Heusden-Zolder	Web Services	Active	2/04/2018
Vlaanderen	Oost-Vlaanderen	Stad Eeklo	Web Services	Planned	30/07/2018
Bruxelles-Capitale	Bruxelles-Capitale	Gemeente Ukkel / Commune Uccle	Web Services	Planned	3/09/2018
Bruxelles-Capitale	Bruxelles-Capitale	Gemeente Schaarbeek / Commune Schaerbeek	Web Services	Closed	
Wallonie	Hainaut	Ville de Charleroi	Web Services	Planned	Unknown
Wallonie	Hainaut	Commune de Montigny-le-Tilleul	Web Services	Planned	Unknown
Wallonie	Brabant Wallon	Commune de Braine-l'Alleud	Web Services	Planned	Unknown
Bruxelles-Capitale	Bruxelles-Capitale	Gemeente Oudergem / Commune Auderghem	Web Services	Planned	Unknown
Wallonie	Hainaut	Commune de Lobbes	Web Services	Planned	Unknown
Vlaanderen	West-Vlaanderen	Stad Kortrijk	Unknown	Planned	Unknown
Bruxelles-Capitale	Bruxelles-Capitale	Gemeente Jette	Web Services	Inactive	Unknown
Vlaanderen	Antwerpen	Stad Herentals	Web Services	Planned	Unknown
Vlaanderen	Antwerpen	Gemeente Malle	Unknown	Inactive	Unknown
Vlaanderen	Oost-Vlaanderen	Stad Deinze	Web Services	Planned	Unknown
Vlaanderen	Antwerpen	Gemeente Duffel	Unknown	Planned	Unknown
Vlaanderen	Antwerpen	Gemeente Edegem	Web Services	Planned	Unknown
Vlaanderen	Antwerpen	Gemeente Rumst	Unknown	Planned	Unknown
Vlaanderen	Oost-Vlaanderen	Stad Geraardsbergen	Unknown	Planned	Unknown
Vlaanderen	Vlaams-Brabant	Gemeente Asse	Unknown	Planned	Unknown
Vlaanderen	West-Vlaanderen	Gemeente Knokke-Heist	Unknown	Planned	Unknown
Vlaanderen	Antwerpen	Gemeente Brasschaat	Web Services	Planned	Unknown
Vlaanderen	Antwerpen	Stad Turnhout	Web Services	Planned	Unknown
Vlaanderen	Vlaams-Brabant	Stad Halle	Web Services	Planned	Unknown
Vlaanderen	Antwerpen	Gemeente Mortsel	Web Services	Closed	

Activity	Status					
	Region and provin	Active	Inactive	Planned	Closed	Grand Total
Vlaanderen		36	1	13	2	52
Antwerpen		7	1	6	1	15
West-Vlaanc		10		2		12
Oost-Vlaand		8		3		11
Limburg		7			1	8
Vlaams-Brat		4		2		6
Bruxelles-Capital		5	1	2	1	9
Bruxelles-Ca		5	1	2	1	9
Wallonie		23		4		27
Brabant Wal		2		1		3
Hainaut		8		3		11
Liège		7				7
Namur		3				3
Luxembourg		3				3
Grand Total		64	2	19	3	88

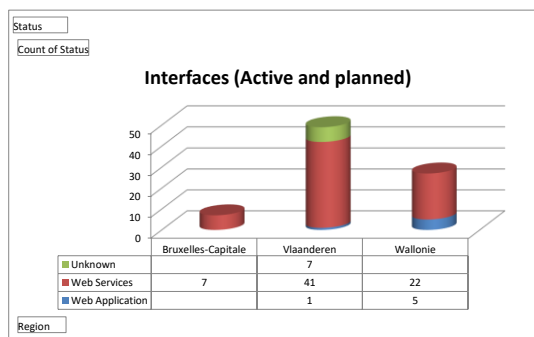


Activity	Status					
	Region and provin	Active	Inactive	Planned	Closed	Grand Total
Vlaanderen		69%	2%	25%	4%	100%
Antwerpen		47%	7%	40%	7%	100%
West-Vlaanc		83%	0%	17%	0%	100%
Oost-Vlaand		73%	0%	27%	0%	100%
Limburg		88%	0%	0%	13%	100%
Vlaams-Brat		67%	0%	33%	0%	100%
Bruxelles-Capital		56%	11%	22%	11%	100%
Bruxelles-Ca		56%	11%	22%	11%	100%
Wallonie		85%	0%	15%	0%	100%
Brabant Wal		67%	0%	33%	0%	100%
Hainaut		73%	0%	27%	0%	100%
Liège		100%	0%	0%	0%	100%
Namur		100%	0%	0%	0%	100%
Luxembourg		100%	0%	0%	0%	100%
Grand Total		73%	2%	22%	3%	100%

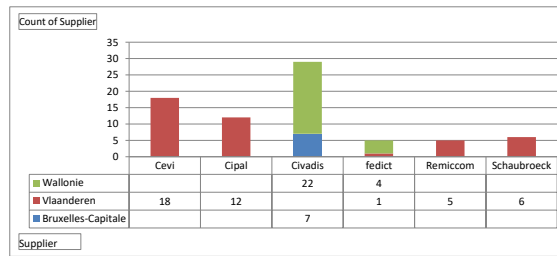


Status (Multiple Items)

Count of Status	Interface			Grand Total
	Web Application	Web Services	Unknown	
Bruxelles-Capitale			7	7
Vlaanderen	1	41	7	49
Wallonie	5	22	0	27
Grand Total	6	70	7	83



Count of Supplier	Column Labels			
Row Labels	Bruxelles-Capitale	Vlaanderen	Wallonie	Grand Total
Cevi			18	18
Cipal		12		12
Civadis	7		22	29
fedict		1	4	5
Remiccom		5		5
Schaubroeck		6		6
Grand Total	7	42	26	75



Region	Province	Municipality	Hospital Site	Interface	Status	Start date
Bruxelles-Capitale	Bruxelles-Capitale	Gemeente Ukkel / Cc Europa Ziekenhuizen Site St. Elizabeth		Web Application	<i>Planned</i>	3/09/2018
Vlaanderen	Oost-Vlaanderen	Stad Eeklo	AZ Alma Campus Eeklo	Web Services	<i>Planned</i>	30/07/2018
Vlaanderen	Limburg	Gemeente Heusden-	St.Fransiscusziekenhuis	Web Application	<i>Active</i>	3/04/2018
Vlaanderen	Oost-Vlaanderen	Stad Dendermonde	AZ St.Blasius	Web Services	<i>Active</i>	1/03/2018
Vlaanderen	Oost-Vlaanderen	Stad Ronse	AZ Zusters Van Barmhartigheid Campus Gl	Web Application	<i>Active</i>	5/02/2018
Bruxelles-Capitale	Bruxelles-Capitale	Gemeente Anderlecht	CHIREC SARE (Sainte Anne & St Remi)	Web Application	<i>Active</i>	1/02/2018