

Date	Notifications	Medical_Forms	Socio-economic_Forms	Medical_Forms (WS)	Medical_Forms (WA)	Notifications_Via_WS	Notifications_Via_WA	Socio-economic_Forms (WS)	Socio-economic_Forms (WA)
31/12/2010		829	796	795					
31/01/2011		230	235	214					
28/02/2011		282	284	265					
31/03/2011		325	315	314					
30/04/2011		799	738	676					
31/05/2011		980	868	919					
30/06/2011		1068	988	957					
31/07/2011		1376	1257	1040					
31/08/2011		1297	1204	1152					
30/09/2011		1308	1414	1724					
31/10/2011		1672	1719	1554					
30/11/2011		1533	1570	1495					
31/12/2011		1660	1758	1434					
31/01/2012		1742	1749	1858					
28/02/2012		1736	1711	1694					
31/03/2012		2155	2083	1840					
30/04/2012		2484	2521	2174					
31/05/2012		2899	2774	2593					
30/06/2012		3024	3135	2553					
31/07/2012		3074	2964	2742					
31/08/2012		3093	2989	2716					
30/09/2012		3241	3215	2564					
31/10/2012		3657	3614	3174					
30/11/2012		3534	3458	3019					
31/12/2012		3703	3546	2994					
31/01/2013		3932	3627	3815					
28/02/2013		3543	3208	3245					
31/03/2013		3863	3838	3243					
30/04/2013		3899	3879	3573					
31/05/2013		3979	3993	3771					
30/06/2013		3969	3778	3532					
31/07/2013		4389	4561	4041					
31/08/2013		4142	4067	3729					
30/09/2013		4136	3913	3655					
31/10/2013		4122	4305	4238					
30/11/2013		3959	3780	3592					
31/12/2013		4443	3825	4007					
31/01/2014		4495	3421	4350	146	3275	999	3496	4058
28/02/2014		4343	4733	4128	1575	3158	1027	3316	3803
31/03/2014		4695	4065	11427	735	3330	1179	3516	11146
30/04/2014		4675	5330	4706	2157	3173	1201	3474	4395
31/05/2014		4801	4244	4396	890	3354	1213	3588	4137
30/06/2014		4913	4348	4887	981	3367	1304	3609	4586
31/07/2014		5316	4615	4995	949	3666	1419	3897	4683
31/08/2014		4945	4777	4580	849	3928	1324	3621	4275
30/09/2014		4999	5033	4854	1429	3604	1325	3674	4571
31/10/2014		5031	4912	4964	1200	3712	1302	3729	4600
30/11/2014		4608	4488	4291	1046	3442	1166	3442	3953
31/12/2014		4743	4526	4707	1058	3468	1229	3514	4376
31/01/2015		4835	4617	4800	1050	3567	1222	3613	4509
28/02/2015		4375	5435	4321	2189	3246	1135	3240	4044
31/03/2015		4800	4723	5706	1156	3567	1203	3597	5384
30/04/2015		4913	4522	4841	1087	3435	1247	3666	4516
31/05/2015		4972	4737	4644	1084	3653	1269	3703	4343
30/06/2015		5184	5036	5284	1178	3858	1232	3952	4923
31/07/2015		5791	5678	5485	1313	4365	1382	4409	5133
31/08/2015		5416	5192	5468	1581	3611	1846	3570	5164
30/09/2015		5567	5058	5521	1472	3586	1884	3683	5158
31/10/2015		5894	5842	5525	2115	3727	1911	3983	5179
30/11/2015		5412	5037	5422	1706	3331	1777	3635	5084
31/12/2015		5787	5461	4925	1720	3741	1950	3837	4608
31/01/2016		5782	5791	5692	1889	3902	1837	3945	5369
29/02/2016		5548	6039	5586	2189	3850	1766	3782	5268
31/03/2016		5917	5681	5885	1817	3864	1765	4152	5577
30/04/2016		5687	5484	6075	1783	3701	1789	3898	5761
31/05/2016		6049	5985	5907	2813	3172	2739	3310	5628
30/06/2016		6333	5840	6171	2348	3492	2858	3475	5904
31/07/2016		6612	6515	6107	2993	3522	3104	3508	5833
31/08/2016		6554	6512	6629	3466	3046	3100	3454	6285
30/09/2016		6642	6564	6638	2749	3815	3834	2808	6364
31/10/2016		6497	6520	6803	2665	3855	3903	2594	6536
30/11/2016		6521	6299	6385	2687	3612	2920	3601	6038
31/12/2016		6520	5779	6149	2201	3578	2782	3738	5919
31/01/2017		6380	6430	6500	2641	3789	2633	3747	6229
28/02/2017		6164	7286	5990	3691	3595	2598	3566	5734
31/03/2017		6482	6307	6692	2654	3653	2820	3662	6417
30/04/2017		6340	6344	5890	2841	3503	2755	3585	5697
31/05/2017		6866	6969	6928	3222	3747	3045	3821	6542
30/06/2017		6776	6563	6750	2962	3601	3040	3736	6505
31/07/2017		6908	6685	6501	3070	3615	3157	3751	6252
31/08/2017		7195	7092	6975	4037	3055	3235	3960	6717
30/09/2017		7084	6858	7039	3124	3734	3277	3807	6707
31/10/2017		7160	7734	7255	3830	3904	3352	3808	6945
30/11/2017		6654	6818	6507	3222	3596	3046	3608	6244
31/12/2017		7076	6171	6274	2557	3614	3295	3781	6033
31/01/2018		7019	7277	7539	3568	3709	3349	3670	7222
28/02/2018		6405	6154	6195	2809	3345	3006	3399	5975
31/03/2018		7346	7623	6839	3848	3775	3496	3850	6569
30/04/2018		7133	6824	6907	3135	3689	3389	3744	6683
31/05/2018		7864	7341	7805	3322	4019	3753	4111	7495
30/06/2018		7779	8200	7370	4010	4190	3608	4171	7083
31/07/2018		8158	7659	7802	3350	4309	3706	4452	7595
31/08/2018		8260	8452	7942	3971	4481	3837	4423	7568
30/09/2018		7717	7297	7082	3080	4217	3513	4204	6804
31/10/2018		7983	7855	8104	3431	4424	3636	4347	7796
30/11/2018		7479	7295	7625	3442	3853	3437	4042	7353
31/12/2018		7506	7635	6729	3579	4056	3469	4037	6512
31/01/2019		7934	8198	8079	4027	4171	3775	4159	7806
28/02/2019		6991	7005	6851	3406	3599	3370	3621	6610
31/03/2019		7444	7232	6933	3551	3681	3661	3783	6638
30/04/2019		7710	7813	3746	3988	3825	3793	3917	3508
31/05/2019		8086	7699	3778	3588	4111	4014	4072	3524
30/06/2019		7945	7507	3626	3471	4036	3797	4148	3346
31/07/2019		8756	8512	4232	4077	4435	4297	4459	3919
31/08/2019		8227	9007	3837	4790	4217	3966	4261	3515
30/09/2019		8008	7536	13140	3298	4238	3849	4159	12825
31/10/2019		8350	8772	6422	4570	4202	4139	4211	6113
30/11/2019		7697	7406	5301	3560	3846	3811	3886	5008
31/12/2019		7710	7979	5527	3995	3984	3625	4085	5313
31/01/2020		8048	8236	8912	4319	3917	4184	3864	8591
29/02/2020		7158	7114	5717	3629	3485	3644	3514	5454
31/03/2020		7924	7797	14718	3982	3815	4074	3850	14477
30/04/2020		7874	7049	18605	3223	3826	3962	3912	18326
31/05/2020		7826	7830	8179	4073	3757	4078	3748	7983

30/06/2020	8032	8507	8519	4592	3915	4175	3857	8177	342
31/07/2020	8594	8765	8236	4707	4058	4451	4143	7969	267
31/08/2020	8021	7504	7443	3762	3742	4283	3738	7208	235
30/09/2020	8053	8325	8323	4456	3869	4169	3884	8121	202

Instructions for data updaters

- Data are entered in the "Data - " sheets of this workbook
- Please enter the new data in the appropriate tables
- Use the default format designed by the table, do not change any part of the layout

Instructions for data publishers

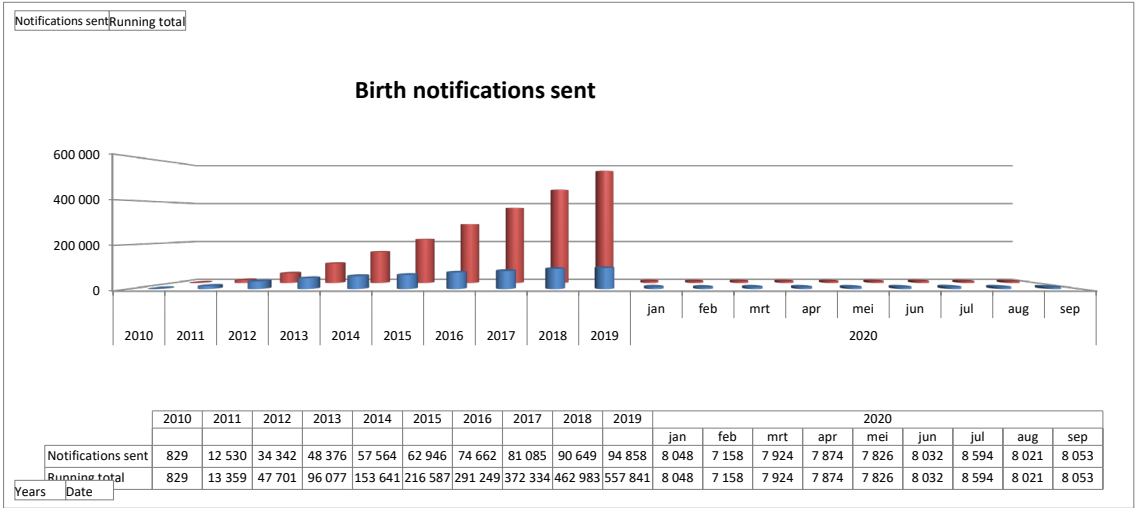
- It is recommended to filter the "Data" tabs on the "current year" records only
- Hide the "address book", "QPR internal KPI", and "report4confluence" tabs
- Then save the entire workbook as PDF

Instructions for data readers

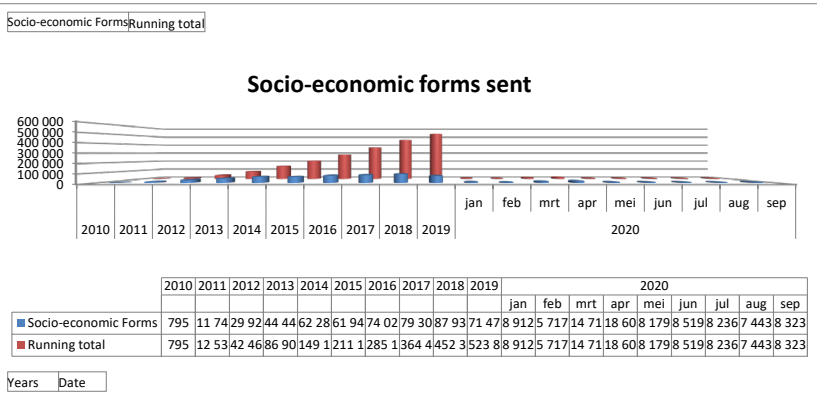
- Data are summarised in pivot tables and pivot chart reports
- Pivot tables refresh each time the workbook opens (if you're not sure, refresh them manually)
- Expand / collapse sections to view more/less detailed info

Workbook contents		
Worksheet	Contents	Details
Summary	This sheet!	
Data - Notifications and Forms	# medical forms / socio-economic forms / notifications sent by month	From the 01/2014, the split is done between Web Services and Web Application. Totals are calculated fields.
Synth - Notifications and Forms	Statistcs & graphics (see "Data" section)	Totals and running totals per year. Please expand each year to view the details
QPR internal KPI	KPI used by Fedict (internal reporting, not published in PDF format)	Contains two KPIs added in 9/2015 and copied to QPR
Data - Municipalities	Who uses what in which region since when	Contents: Region, Province, Municipality, which interface is in use, supplier. The status is a calculated field based on the date of roll-out: Active: date exists, in the past Planned: date exists, in the future Inactive: date does not exist
Synth - Municipalities	Who is active, inactive, planned, in which region	Totals and running totals per year. Please expand each year to view the details
Data - Hospitals	Who uses what in which region since when	Contents: Region, Province, Municipality, Hospital name which interface is in use. The status is a calculated field based on the date of roll-out: Active: date exists, in the past Planned: date exists, in the future Inactive: date does not exist
Synth - Hospitals	Who is active, inactive, planned, in which region	Totals and running totals per year. Please expand each year to view the details
Data - Address book	Contact persons for municipalities, for hospitals, for suppliers (internal reporting, not published in PDF format).	
Report4confluence	Contains pivottables for internal reporting (not published in PDF format)	Should be hidden

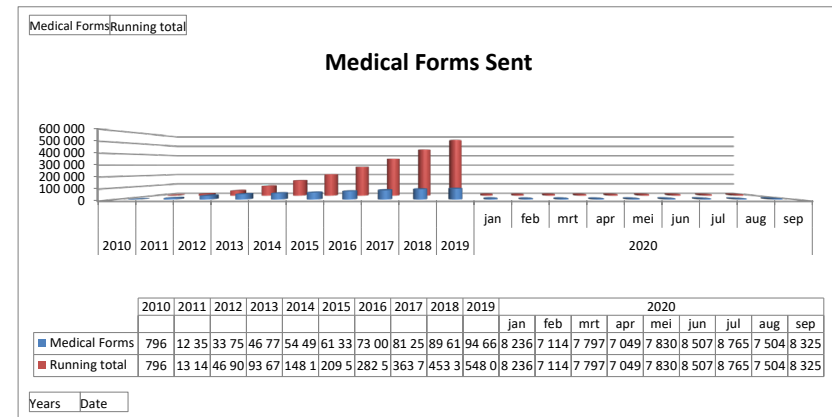
Rijlabels	Notifications se	Running total
2010	829	829
2011	12 530	13 359
2012	34 342	47 701
2013	48 376	96 077
2014	57 564	153 641
2015	62 946	216 587
2016	74 662	291 249
2017	81 085	372 334
2018	90 649	462 983
2019	94 858	557 841
2020		
jan	8 048	8 048
feb	7 158	7 158
mrt	7 924	7 924
apr	7 874	7 874
mei	7 826	7 826
jun	8 032	8 032
jul	8 594	8 594
aug	8 021	8 021
sep	8 053	8 053
Eindtotaal	629 371	



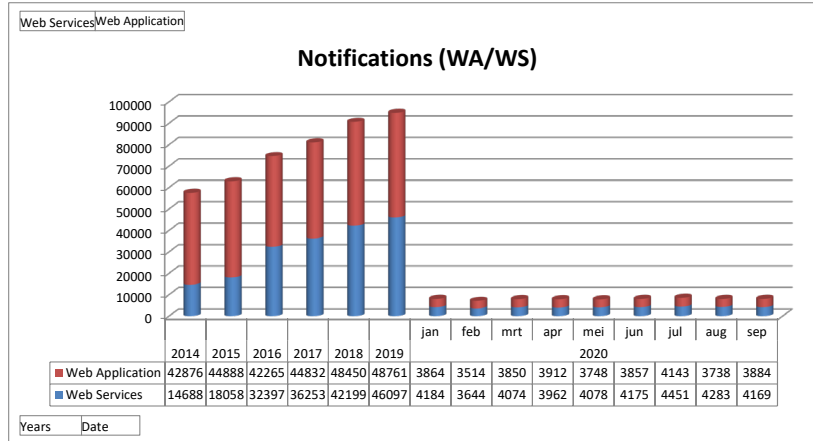
Rijlabels	Socio-economic	Running total
2010	795	795
2011	11 744	12 539
2012	29 921	42 460
2013	44 441	86 901
2014	62 285	149 186
2015	61 942	211 128
2016	74 027	285 155
2017	79 301	364 456
2018	87 939	452 395
2019	71 472	523 867
2020		
jan	8 912	8 912
feb	5 717	5 717
mrt	14 718	14 718
apr	18 605	18 605
mei	8 179	8 179
jun	8 519	8 519
jul	8 236	8 236
aug	7 443	7 443
sep	8 323	8 323
Eindtotaal	612 519	



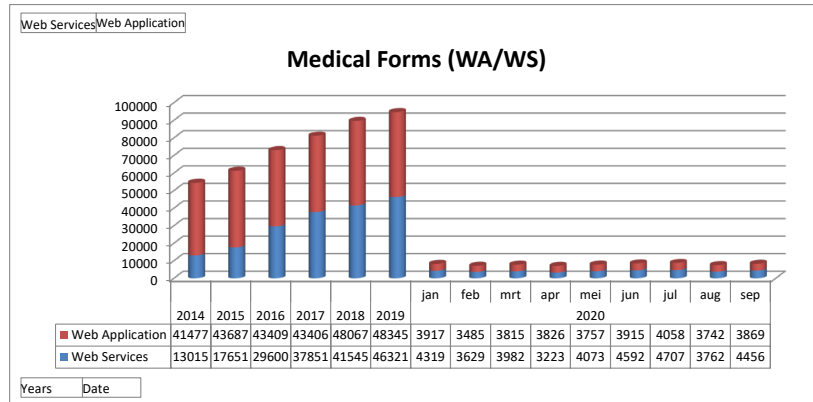
Rijlabels	Medical Forms	Running total
2010	796	796
2011	12 350	13 146
2012	33 759	46 905
2013	46 774	93 679
2014	54 492	148 171
2015	61 338	209 509
2016	73 009	282 518
2017	81 257	363 775
2018	89 612	453 387
2019	94 666	548 053
2020		
jan	8 236	8 236
feb	7 114	7 114
mrt	7 797	7 797
apr	7 049	7 049
mei	7 830	7 830
jun	8 507	8 507
jul	8 765	8 765
aug	7 504	7 504
sep	8 325	8 325
Eindtotaal	619 180	



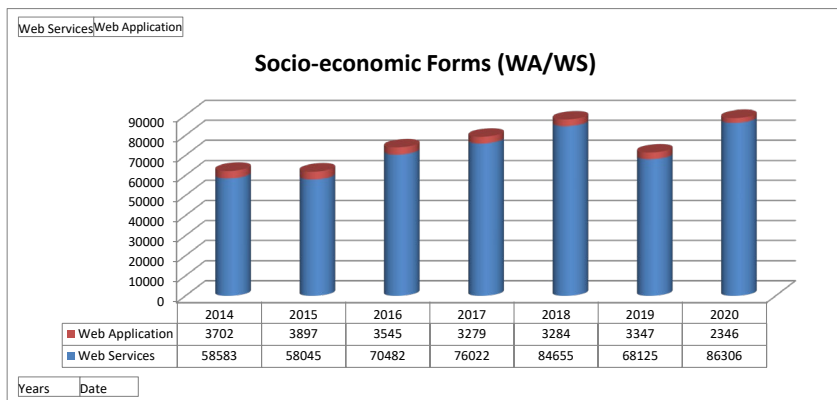
Rijlabels	Web Services	Web Application
2014	14688	42876
2015	18058	44888
2016	32397	42265
2017	36253	44832
2018	42199	48450
2019	46097	48761
2020		
jan	4184	3864
feb	3644	3514
mrt	4074	3850
apr	3962	3912
mei	4078	3748
jun	4175	3857
jul	4451	4143
aug	4283	3738
sep	4169	3884
Eindtotaal	226712	306582



Rijlabels	Web Services	Web Application
2014	13015	41477
2015	17651	43687
2016	29600	43409
2017	37851	43406
2018	41545	48067
2019	46321	48345
2020		
jan	4319	3917
feb	3629	3485
mrt	3982	3815
apr	3223	3826
mei	4073	3757
jun	4592	3915
jul	4707	4058
aug	3762	3742
sep	4456	3869
Eindtotaal	222726	302775



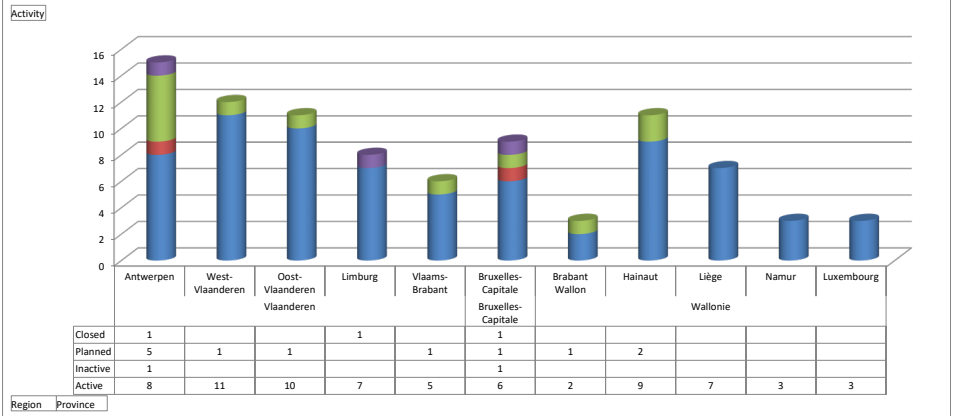
Rijlabels	Web Services	Web Application
2014	58583	3702
2015	58045	3897
2016	70482	3545
2017	76022	3279
2018	84655	3284
2019	68125	3347
2020	86306	2346
Eindtotaal	502218	23400



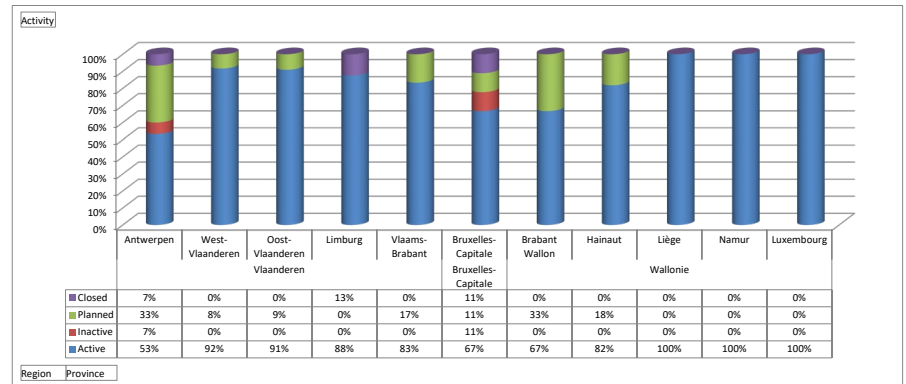
ja nee

Region	Province	Site	Interface	Status	Start date	Supplier	WA > WS	NISS Code
Vlaanderen	Antwerpen	Gemeente Brasschaat	Web Services	Active	1/07/2020	Cipal		11008
Vlaanderen	Vlaams-Brabant	Gemeente Asse	Unknown	Active	2/01/2020	Remiccom		23002
Vlaanderen	West-Vlaanderen	Stad Kortrijk	Unknown	Active	1/10/2019	Cipal		34022
Vlaanderen	Oost-Vlaanderen	Stad Deinze	Web Services	Active	2/05/2019	Cevi		44083
Bruxelles-Capitale	Bruxelles-Capitale	Gemeente Ukkel / Commune Uccle	Web Services	Active	9/01/2019	Civadis		21016
Wallonie	Hainaut	Commune de Montigny-le-Tilleul	Web Services	Active	7/12/2018	Civadis		52048
Vlaanderen	Oost-Vlaanderen	Stad Eeklo	Web Services	Active	30/07/2018	Cevi		43005
Vlaanderen	Limburg	Gemeente Heusden-Zolder	Web Services	Active	2/04/2018	Remiccom		71070
Vlaanderen	Oost-Vlaanderen	Stad Dendermonde	Web Services	Active	1/03/2018	Cevi		42006
Vlaanderen	Oost-Vlaanderen	Stad Ronse	Web Services	Active	5/02/2018	Cevi		45041
Wallonie	Namur	Ville de Namur	Web Services	Active	12/12/2017	Civadis		92094
Bruxelles-Capitale	Bruxelles-Capitale	Commune Ixelles / Gemeente Elsene	Web Services	Active	11/12/2017	Civadis		21009
Vlaanderen	Limburg	Stad Maaseik	Web Services	Active	22/10/2017			72021
Vlaanderen	Limburg	Stad Tongeren	Web Services	Active	17/10/2017	Schaubroeck		73083
Wallonie	Hainaut	Ville de Mouscron	Web Services	Active	3/10/2016	Civadis		54007
Vlaanderen	Oost-Vlaanderen	Stad Sint-Niklaas	Web Services	Active	15/09/2016	Cevi		46021
Vlaanderen	Oost-Vlaanderen	Stad Lokeren	Web Services	Active	5/09/2016	Cevi		46014
Vlaanderen	West-Vlaanderen	Stad Torhout	Web Services	Active	5/09/2016	Cevi		31033
Bruxelles-Capitale	Bruxelles-Capitale	Gemeente Etterbeek	Web Services	Active	22/06/2016	Civadis		21005
Vlaanderen	Limburg	Stad Genk	Web Services	Active	11/01/2016	Cipal		71016
Bruxelles-Capitale	Bruxelles-Capitale	Gemeente Anderlecht	Web Services	Active	1/07/2015	Civadis		21001
Vlaanderen	Antwerpen	Stad Mechelen	Web Services	Active	20/04/2015	Cipal		12025
Vlaanderen	Antwerpen	Stad Antwerpen	Web Services	Active	13/10/2014	Cipal		11002
Vlaanderen	Antwerpen	Stad Lier	Web Services	Active	13/10/2014	Remiccom		12021
Wallonie	Liège	Ville de Saint-Vith	Web Application	Active	17/09/2014	BOSA DT		63067
Vlaanderen	Limburg	Gemeente Overpelt	Web Services	Active	19/05/2014	Remiccom		72029
Vlaanderen	Vlaams-Brabant	Stad Diest	Web Services	Active	1/04/2014	Cipal		24020
Vlaanderen	Vlaams-Brabant	Stad Leuven	Web Services	Active	10/02/2014	Cevi		24062
Vlaanderen	West-Vlaanderen	Stad Ieper	Web Services	Active	21/11/2013	Remiccom		33011
Vlaanderen	Oost-Vlaanderen	Stad Gent	Web Services	Active	13/11/2013	Cevi		44021
Wallonie	Hainaut	Ville de Tournai	Web Application	Active	17/09/2013	BOSA DT		57081
Wallonie	Luxembourg	Ville d'Arlon	Web Services	Active	24/06/2013	Civadis		81001
Vlaanderen	West-Vlaanderen	Stad Brugge	Web Services	Active	7/02/2013	Cevi		31005
Wallonie	Luxembourg	Commune de Libramont-Chevigny	Web Services	Active	17/12/2012	Civadis		84077
Wallonie	Namur	Ville de Dinant	Web Services	Active	17/12/2012	Civadis		91034
Wallonie	Liège	Ville de Huy	Web Services	Active	13/11/2012	Civadis		61031
Wallonie	Hainaut	Ville de La Louvière	Web Services	Active	22/10/2012	Civadis		55022
Wallonie	Liège	Ville de Malmédy	Web Application	Active	22/10/2012	BOSA DT		63049
Vlaanderen	Limburg	Stad Hasselt	Web Services	Active	2/10/2012	Cipal	2/01/2014	71022
Wallonie	Hainaut	Ville de Chimay	Web Services	Active	24/09/2012	Civadis		56016
Wallonie	Liège	Ville de Verviers	Web Services	Active	4/06/2012	Civadis		63079
Wallonie	Brabant Wallon	Ville d'Ottignies-Louvain-la-Neuve	Web Services	Active	2/05/2012	Civadis		25121
Vlaanderen	Vlaams-Brabant	Stad Tienveld	Web Services	Active	2/05/2012	Schaubroeck		24107
Wallonie	Hainaut	Ville d'Ath	Web Services	Active	19/04/2012	Civadis		51004
Wallonie	Liège	Ville de Seraing	Web Services	Active	19/04/2012	Civadis		62096
Wallonie	Namur	Commune de Sambreville	Web Services	Active	19/04/2012	Civadis		92137
Vlaanderen	Vlaams-Brabant	Stad Vilvoorde	Web Services	Active	19/04/2012	Cipal		23088
Bruxelles-Capitale	Bruxelles-Capitale	Stad Brussel	Web Services	Active	19/03/2012	Civadis		21004
Wallonie	Hainaut	Commune de Bousu	Web Services	Active	1/03/2012	Civadis		53014
Vlaanderen	Limburg	Stad Sint-Truiden	Web Services	Active	8/02/2012	Cipal		71053
Vlaanderen	West-Vlaanderen	Stad Waregem	Web Services	Active	10/01/2012	Cevi		34040
Bruxelles-Capitale	Bruxelles-Capitale	Gemeente Sint-Lambrechts-Woluwe	Web Services	Active	1/10/2011	Civadis		21018
Wallonie	Hainaut	Ville de Mons	Web Services	Active	1/10/2011	Civadis		53053
Vlaanderen	Oost-Vlaanderen	Stad Zottegem	Web Services	Active	1/10/2011	Cevi		41081
Vlaanderen	West-Vlaanderen	Stad Veurne	Web Services	Active	1/10/2011	Cevi		38025
Vlaanderen	West-Vlaanderen	Stad Menen	Web Application	Active	1/09/2011	BOSA DT		34027
Wallonie	Brabant Wallon	Ville de Nivelles	Web Services	Active	1/07/2011	Civadis		25072
Wallonie	Liège	Ville d'Eupen	Web Application	Active	1/07/2011	BOSA DT		63023
Vlaanderen	Oost-Vlaanderen	Stad Oudenaarde	Web Services	Active	1/07/2011	Cevi		45035
Wallonie	Hainaut	Ville de Soignies	Web Services	Active	6/06/2011	Civadis		55040
Vlaanderen	West-Vlaanderen	Stad Roeselare	Web Services	Active	6/06/2011	Cevi		36015
Vlaanderen	Antwerpen	Stad Geel	Web Services	Active	1/05/2011	Cipal		13008
Vlaanderen	Antwerpen	Gemeente Mol	Web Services	Active	1/04/2011	Remiccom		13025
Wallonie	Liège	Ville de Liège	Web Services	Active	1/04/2011	Civadis		62063
Vlaanderen	Oost-Vlaanderen	Stad Aalst	Web Services	Active	1/04/2011	Cevi		41002
Vlaanderen	West-Vlaanderen	Stad Oostende	Web Services	Active	1/04/2011	Cevi		35013
Vlaanderen	Antwerpen	Gemeente Bonheiden	Web Services	Active	1/02/2011	Schaubroeck		12005
Vlaanderen	West-Vlaanderen	Stad Tielt	Web Services	Active	1/02/2011	Schaubroeck		37015
Vlaanderen	West-Vlaanderen	Stad Izegem	Web Services	Active	1/12/2010	Cevi		36008
Vlaanderen	Antwerpen	Gemeente Bornem	Web Services	Active	1/07/2010	Schaubroeck		12007
Wallonie	Luxembourg	Ville de Marche-en-Famenne	Web Application	Active	3/06/2010	BOSA DT		83034

Activity	Status				
Region and province	Active	Inactive	Planned	Closed	Eindtotaal
Vlaanderen	41	1	8	2	52
Antwerpen	8	1	5	1	15
West-Vlaande	11		1		12
Oost-Vlaander	10		1		11
Limburg	7			1	8
Vlaams-Braba	5		1		6
Bruxelles-Capitale	6	1	1	1	9
Bruxelles-Capi	6	1	1	1	9
Wallonie	24		3		27
Brabant Wallc	2		1		3
Hainaut	9		2		11
Liège	7				7
Namur	3				3
Luxembourg	3				3
Eindtotaal	71	2	12	3	88

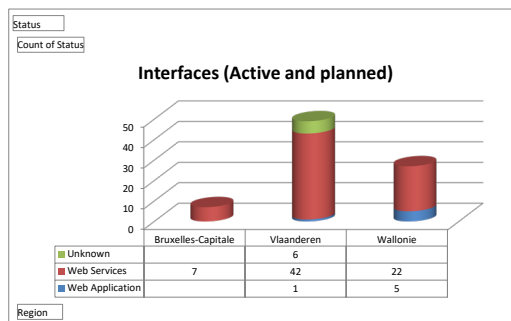


Activity	Status				
Region and province	Active	Inactive	Planned	Closed	Eindtotaal
Vlaanderen	79%	2%	15%	4%	100%
Antwerpen	53%	7%	33%	7%	100%
West-Vlaande	92%	0%	8%	0%	100%
Oost-Vlaander	91%	0%	9%	0%	100%
Limburg	88%	0%	0%	13%	100%
Vlaams-Braba	83%	0%	17%	0%	100%
Bruxelles-Capitale	67%	11%	11%	11%	100%
Bruxelles-Capi	67%	11%	11%	11%	100%
Wallonie	89%	0%	11%	0%	100%
Brabant Wallc	67%	0%	33%	0%	100%
Hainaut	82%	0%	18%	0%	100%
Liège	100%	0%	0%	0%	100%
Namur	100%	0%	0%	0%	100%
Luxembourg	100%	0%	0%	0%	100%
Eindtotaal	81%	2%	14%	3%	100%

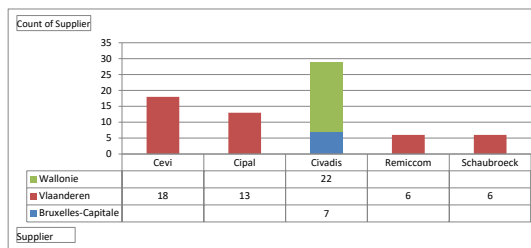


Status (Meerdere items)

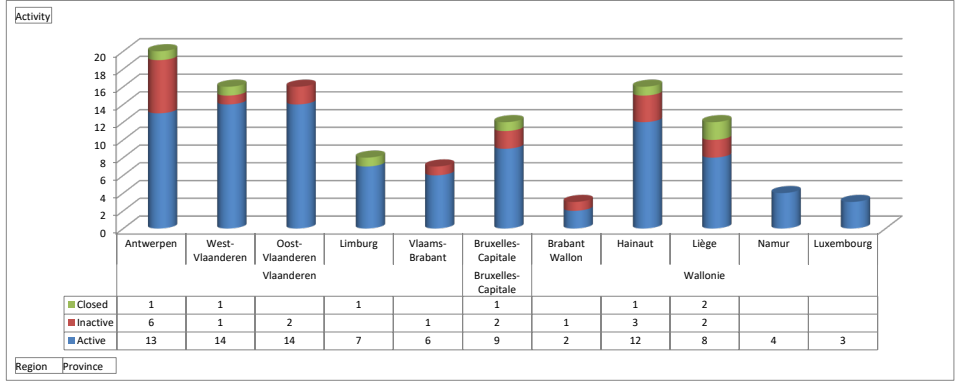
Count of Status	Interface			Eindtotaal
	Web Application	Web Services	Unknown	
Bruxelles-Capitale	7			7
Vlaanderen	1	42	6	49
Wallonie	5	22		27
Eindtotaal	6	71	6	83



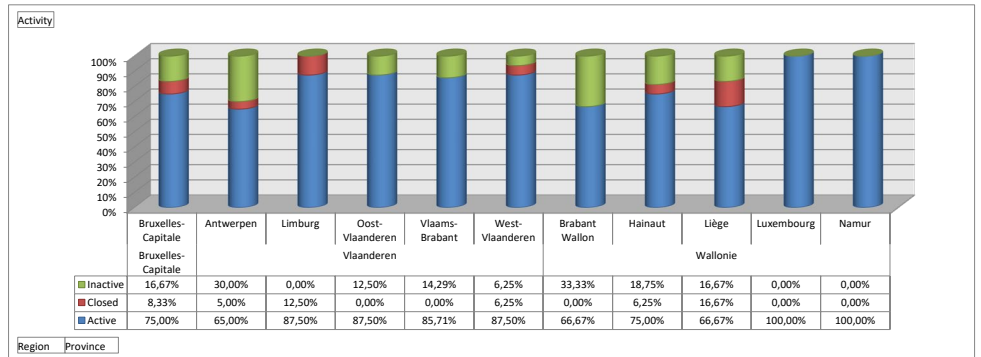
Count of Supplier	Kolomlabels			
Rijlabels	Bruxelles-Capitale	Vlaanderen	Wallonie	Eindtotaal
Cevi			18	18
Cipal		13		13
Civadis	7		22	29
Remiccom		6		6
Schaubroeck		6		6
Eindtotaal	7	43	22	72



Activity	Region and province	Status Active	Inactive	Closed	Eindtotaal
Vlaanderen		54	10	3	67
	Antwerpen	13	6	1	20
	West-Vlaanderen	14	1	1	16
	Oost-Vlaanderen	14	2		16
	Limburg	7		1	8
	Vlaams-Brabant	6	1		7
Bruxelles-Capitale		9	2	1	12
	Bruxelles-Capitale	9	2	1	12
Wallonie		29	6	3	38
	Brabant Wallon	2	1		3
	Hainaut	12	3	1	16
	Liège	8	2	2	12
	Namur	4			4
	Luxembourg	3			3
Eindtotaal		92	18	7	117



Activity	Rijlabels	Kolomiabels Active	Closed	Inactive	Eindtotaal
Bruxelles-Capitale		75,00%	8,33%	16,67%	100,00%
	Bruxelles-Capitale	75,00%	8,33%	16,67%	100,00%
Vlaanderen		80,60%	4,48%	14,93%	100,00%
	Antwerpen	65,00%	5,00%	30,00%	100,00%
	Limburg	87,50%	12,50%	0,00%	100,00%
	Oost-Vlaanderen	87,50%	0,00%	12,50%	100,00%
	Vlaams-Brabant	85,71%	0,00%	14,29%	100,00%
	West-Vlaanderen	87,50%	6,25%	6,25%	100,00%
Wallonie		76,32%	7,89%	15,79%	100,00%
	Brabant Wallon	66,67%	0,00%	33,33%	100,00%
	Hainaut	75,00%	6,25%	18,75%	100,00%
	Liège	66,67%	16,67%	16,67%	100,00%
	Luxembourg	100,00%	0,00%	0,00%	100,00%
	Namur	100,00%	0,00%	0,00%	100,00%
Eindtotaal		78,63%	5,98%	15,38%	100,00%



Status	Active		
Count of Interface			
Rijlabels	Kolomiabels		
	Web Application	Web Ser	Eindtotaal
Bruxelles-Capitale	6	3	9
Vlaanderen	24	30	54
Wallonie	26	3	29
Eindtotaal	56	36	92

