

Date	Notifications	Medical_Forms	Socio-economic_Forms	Medical_Forms (WS)	Medical_Forms (WA)	Notifications_Via_WS	Notifications_Via_WA	Socio-economic_Forms (WS)	Socio-economic_Forms (WA)	
31/12/2010		829	796	795						
31/01/2011		230	235	214						
28/02/2011		282	284	265						
31/03/2011		325	315	314						
30/04/2011		799	738	676						
31/05/2011		980	868	919						
30/06/2011		1068	988	957						
31/07/2011		1376	1257	1040						
31/08/2011		1297	1204	1152						
30/09/2011		1308	1414	1724						
31/10/2011		1672	1719	1554						
30/11/2011		1533	1570	1495						
31/12/2011		1660	1758	1434						
31/01/2012		1742	1749	1858						
28/02/2012		1736	1711	1694						
31/03/2012		2155	2083	1840						
30/04/2012		2484	2521	2174						
31/05/2012		2899	2774	2593						
30/06/2012		3024	3135	2553						
31/07/2012		3074	2964	2742						
31/08/2012		3093	2989	2716						
30/09/2012		3241	3215	2564						
31/10/2012		3657	3614	3174						
30/11/2012		3534	3458	3019						
31/12/2012		3703	3546	2994						
31/01/2013		3932	3627	3815						
28/02/2013		3543	3208	3245						
31/03/2013		3863	3838	3243						
30/04/2013		3899	3879	3573						
31/05/2013		3979	3993	3771						
30/06/2013		3969	3778	3532						
31/07/2013		4389	4561	4041						
31/08/2013		4142	4067	3729						
30/09/2013		4136	3913	3655						
31/10/2013		4122	4305	4238						
30/11/2013		3959	3780	3592						
31/12/2013		4443	3825	4007						
31/01/2014		4495	3421	4350	146	3275	999	3496	4058	292
28/02/2014		4343	4733	4128	1575	3158	1027	3316	3803	325
31/03/2014		4695	4065	11427	735	3330	1179	3516	11146	281
30/04/2014		4675	5330	4706	2157	3173	1201	3474	4395	311
31/05/2014		4801	4244	4396	890	3354	1213	3588	4137	259
30/06/2014		4913	4348	4887	981	3367	1304	3609	4586	301
31/07/2014		5316	4615	4995	949	3666	1419	3897	4683	312
31/08/2014		4945	4777	4580	849	3928	1324	3621	4275	305
30/09/2014		4999	5033	4854	1429	3604	1325	3674	4571	283
31/10/2014		5031	4912	4964	1200	3712	1302	3729	4600	364
30/11/2014		4608	4488	4291	1046	3442	1166	3442	3953	338
31/12/2014		4743	4526	4707	1058	3468	1229	3514	4376	331
31/01/2015		4835	4617	4800	1050	3567	1222	3613	4509	291
28/02/2015		4375	5435	4321	2189	3246	1135	3240	4044	277
31/03/2015		4800	4723	5706	1156	3567	1203	3597	5384	322
30/04/2015		4913	4522	4841	1087	3435	1247	3666	4516	325
31/05/2015		4972	4737	4644	1084	3653	1269	3703	4343	301
30/06/2015		5184	5036	5284	1178	3858	1232	3952	4923	361
31/07/2015		5791	5678	5485	1313	4365	1382	4409	5133	352
31/08/2015		5416	5192	5468	1581	3611	1846	3570	5164	304
30/09/2015		5567	5058	5521	1472	3586	1884	3683	5158	363
31/10/2015		5894	5842	5525	2115	3727	1911	3983	5179	346
30/11/2015		5412	5037	5422	1706	3331	1777	3635	5084	338
31/12/2015		5787	5461	4925	1720	3741	1950	3837	4608	317
31/01/2016		5782	5791	5692	1889	3902	1837	3945	5369	323
29/02/2016		5548	6039	5586	2189	3850	1766	3782	5268	318
31/03/2016		5917	5681	5885	1817	3864	1765	4152	5577	308
30/04/2016		5687	5484	6075	1783	3701	1789	3898	5761	314
31/05/2016		6049	5985	5907	2813	3172	2739	3310	5628	279
30/06/2016		6333	5840	6171	2348	3492	2858	3475	5904	267
31/07/2016		6612	6515	6107	2993	3522	3104	3508	5833	274
31/08/2016		6554	6512	6629	3466	3046	3100	3454	6285	344
30/09/2016		6642	6564	6638	2749	3815	3834	2808	6364	274
31/10/2016		6497	6520	6803	2665	3855	3903	2594	6536	267
30/11/2016		6521	6299	6385	2687	3612	2920	3601	6038	347
31/12/2016		6520	5779	6149	2201	3578	2782	3738	5919	230
31/01/2017		6380	6430	6500	2641	3789	2633	3747	6229	271
28/02/2017		6164	7286	5990	3691	3595	2598	3566	5734	256
31/03/2017		6482	6307	6692	2654	3653	2820	3662	6417	275
30/04/2017		6340	6344	5890	2841	3503	2755	3585	5697	193
31/05/2017		6866	6969	6928	3222	3747	3045	3821	6542	386
30/06/2017		6776	6563	6750	2962	3601	3040	3736	6505	245
31/07/2017		6908	6685	6501	3070	3615	3157	3751	6252	249
31/08/2017		7195	7092	6975	4037	3055	3235	3960	6717	258
30/09/2017		7084	6858	7039	3124	3734	3277	3807	6707	332
31/10/2017		7160	7734	7255	3830	3904	3352	3808	6945	310
30/11/2017		6654	6818	6507	3222	3596	3046	3608	6244	263
31/12/2017		7076	6171	6274	2557	3614	3295	3781	6033	241
31/01/2018		7019	7277	7539	3568	3709	3349	3670	7222	317
28/02/2018		6405	6154	6195	2809	3345	3006	3399	5975	220
31/03/2018		7346	7623	6839	3848	3775	3496	3850	6569	270
30/04/2018		7133	6824	6907	3135	3689	3389	3744	6683	224
31/05/2018		7864	7341	7805	3322	4019	3753	4111	7495	310
30/06/2018		7779	8200	7370	4010	4190	3608	4171	7083	287
31/07/2018		8158	7659	7802	3350	4309	3706	4452	7595	207
31/08/2018		8260	8452	7942	3971	4481	3837	4423	7568	374
30/09/2018		7717	7297	7082	3080	4217	3513	4204	6804	278
31/10/2018		7983	7855	8104	3431	4424	3636	4347	7796	308
30/11/2018		7479	7295	7625	3442	3853	3437	4042	7353	272
31/12/2018		7506	7635	6729	3579	4056	3469	4037	6512	217
31/01/2019		7934	8198	8079	4027	4171	3775	4159	7806	273
28/02/2019		6991	7005	6851	3406	3599	3370	3621	6610	241
31/03/2019		7444	7232	6933	3551	3681	3661	3783	6638	295
30/04/2019		7710	7813	3746	3988	3825	3793	3917	3508	238
31/05/2019		8086	7699	3778	3588	4111	4014	4072	3524	254
30/06/2019		7945	7507	3626	3471	4036	3797	4148	3346	280
31/07/2019		8756	8512	4232	4077	4435	4297	4459	3919	313
31/08/2019		8227	9007	3837	4790	4217	3966	4261	3515	322
30/09/2019		8008	7536	13140	3298	4238	3849	4159	12825	315
31/10/2019		8350	8772	6422	4570	4202	4139	4211	6113	309
30/11/2019		7697	7406	5301	3560	3846	3811	3886	5008	293
31/12/2019		7710	7979	5527	3995	3984	3625	4085	5313	214
31/01/2020		8048	8236	8912	4319	3917	4184	3864	8591	321
29/02/2020		7158	7114	5717	3629	3485	3644	3514	5454	263
31/03/2020		7924	7797	14718	3982	3815	4074	3850	14477	241
30/04/2020		7874	7049	18605	3223	3826	3962	3912	18326	279
31/05/2020		7826	7830	8179	4073	3757	4078	3748	7983	196

30/06/2020	8032	8507	8519	4592	3915	4175	3857	8177	342
31/07/2020	8594	8765	8236	4707	4058	4451	4143	7969	267
31/08/2020	8021	7504	7443	3762	3742	4283	3738	7208	235

Instructions for data updaters

- Data are entered in the "Data - " sheets of this workbook
- Please enter the new data in the appropriate tables
- Use the default format designed by the table, do not change any part of the layout

Instructions for data publishers

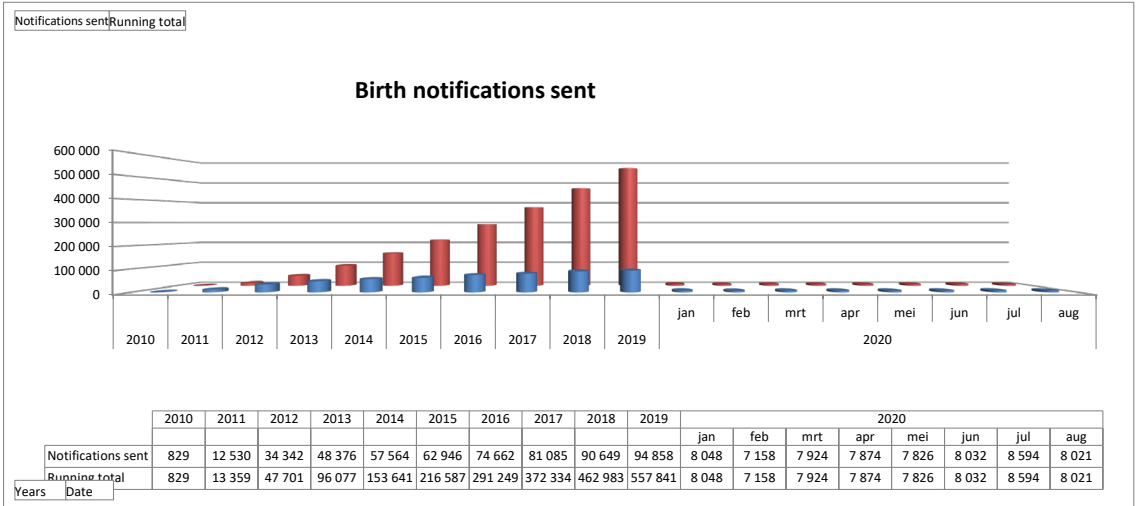
- It is recommended to filter the "Data" tabs on the "current year" records only
- Hide the "address book", "QPR internal KPI", and "report4confluence" tabs
- Then save the entire workbook as PDF

Instructions for data readers

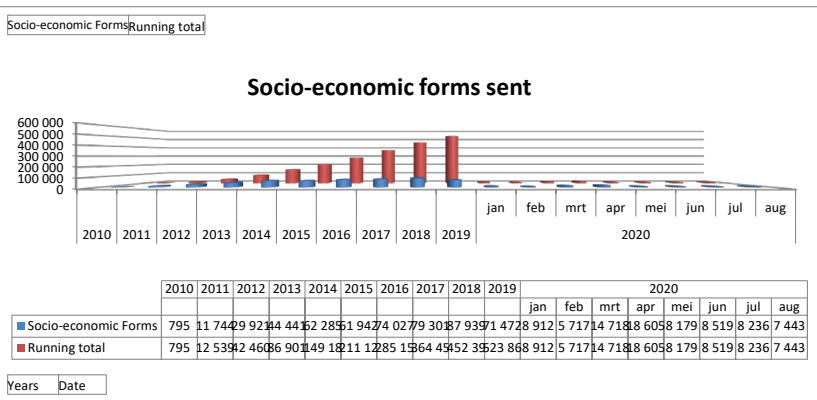
- Data are summarised in pivot tables and pivot chart reports
- Pivot tables refresh each time the workbook opens (if you're not sure, refresh them manually)
- Expand / collapse sections to view more/less detailed info

Workbook contents		
Worksheet	Contents	Details
Summary	This sheet!	
Data - Notifications and Forms	# medical forms / socio-economic forms / notifications sent by month	From the 01/2014, the split is done between Web Services and Web Application. Totals are calculated fields.
Synth - Notifications and Forms	Statistcs & graphics (see "Data" section)	Totals and running totals per year. Please expand each year to view the details
QPR internal KPI	KPI used by Fedict (internal reporting, not published in PDF format)	Contains two KPIs added in 9/2015 and copied to QPR
Data - Municipalities	Who uses what in which region since when	Contents: Region, Province, Municipality, which interface is in use, supplier. The status is a calculated field based on the date of roll-out: Active: date exists, in the past Planned: date exists, in the future Inactive: date does not exist
Synth - Municipalities	Who is active, inactive, planned, in which region	Totals and running totals per year. Please expand each year to view the details
Data - Hospitals	Who uses what in which region since when	Contents: Region, Province, Municipality, Hospital name which interface is in use. The status is a calculated field based on the date of roll-out: Active: date exists, in the past Planned: date exists, in the future Inactive: date does not exist
Synth - Hospitals	Who is active, inactive, planned, in which region	Totals and running totals per year. Please expand each year to view the details
Data - Address book	Contact persons for municipalities, for hospitals, for suppliers (internal reporting, not published in PDF format).	
Report4confluence	Contains pivottables for internal reporting (not published in PDF format)	Should be hidden

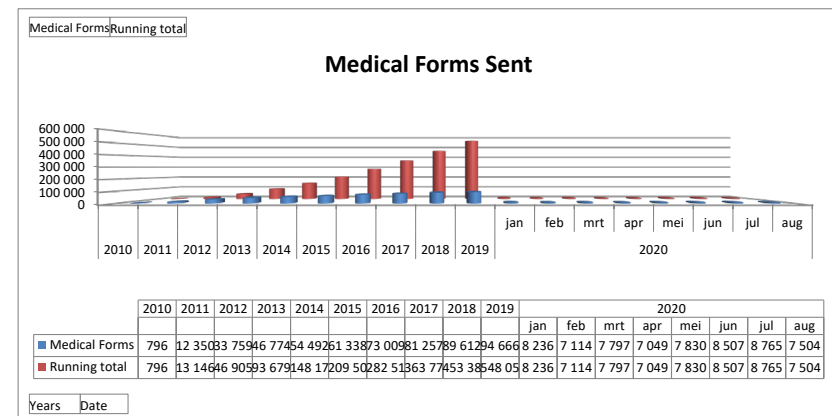
Rijlabels	Notifications se	Running total
2010	829	829
2011	12 530	13 359
2012	34 342	47 701
2013	48 376	96 077
2014	57 564	153 641
2015	62 946	216 587
2016	74 662	291 249
2017	81 085	372 334
2018	90 649	462 983
2019	94 858	557 841
2020		
jan	8 048	8 048
feb	7 158	7 158
mrt	7 924	7 924
apr	7 874	7 874
mei	7 826	7 826
jun	8 032	8 032
jul	8 594	8 594
aug	8 021	8 021
Eindtotaal	621 318	



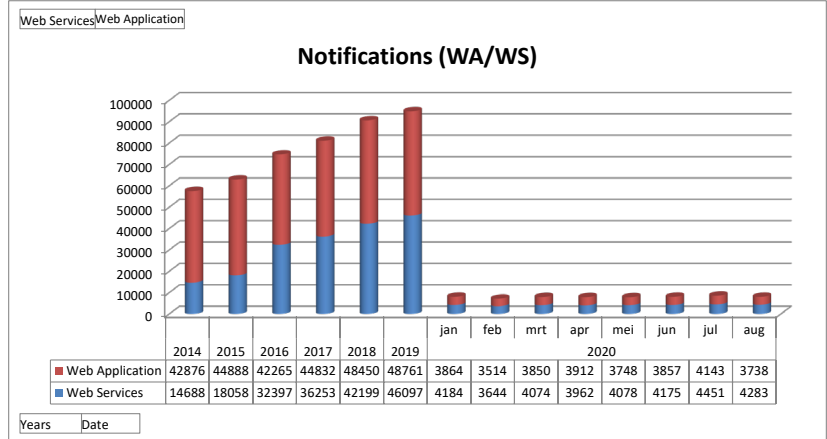
Rijlabels	Socio-economic	Running total
2010	795	795
2011	11 744	12 539
2012	29 921	42 460
2013	44 441	86 901
2014	62 285	149 186
2015	61 942	211 128
2016	74 027	285 155
2017	79 301	364 456
2018	87 939	452 395
2019	71 472	523 867
2020		
jan	8 912	8 912
feb	5 717	5 717
mrt	14 718	14 718
apr	18 605	18 605
mei	8 179	8 179
jun	8 519	8 519
jul	8 236	8 236
aug	7 443	7 443
Eindtotaal	604 196	



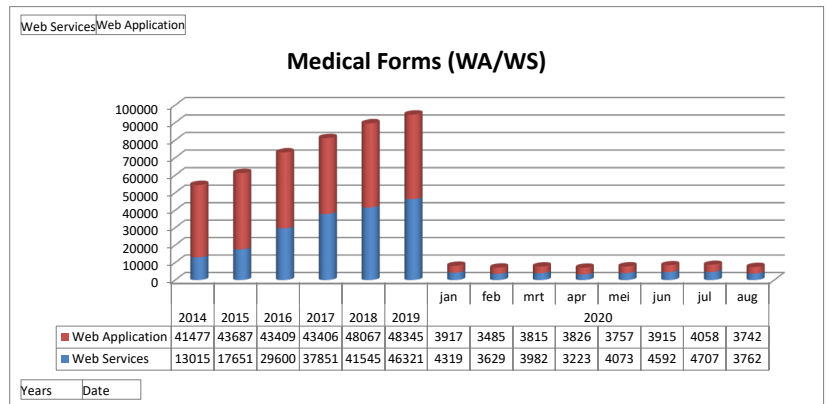
Rijlabels	Medical Forms	Running total
2010	796	796
2011	12 350	13 146
2012	33 759	46 905
2013	46 774	93 679
2014	54 492	148 171
2015	61 338	209 509
2016	73 009	282 518
2017	81 257	363 775
2018	89 612	453 387
2019	94 666	548 053
2020		
jan	8 236	8 236
feb	7 114	7 114
mrt	7 797	7 797
apr	7 049	7 049
mei	7 830	7 830
jun	8 507	8 507
jul	8 765	8 765
aug	7 504	7 504
Eindtotaal	610 855	



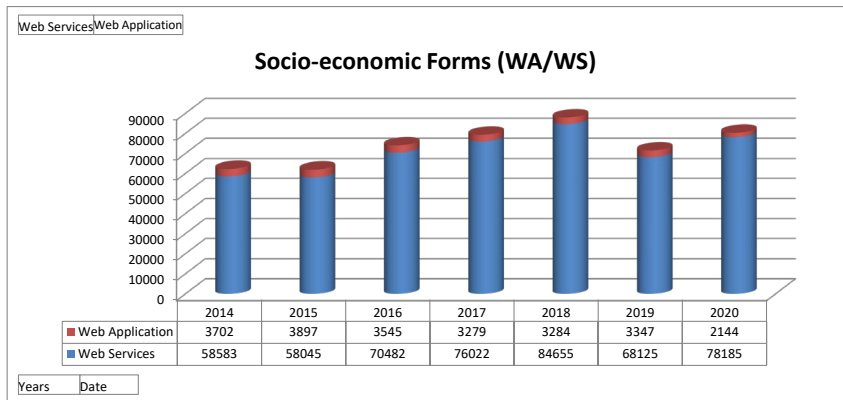
Rijlabels	Web Services	Web Application
2014	14688	42876
2015	18058	44888
2016	32397	42265
2017	36253	44832
2018	42199	48450
2019	46097	48761
2020		
jan	4184	3864
feb	3644	3514
mrt	4074	3850
apr	3962	3912
mei	4078	3748
jun	4175	3857
jul	4451	4143
aug	4283	3738
Eindtotaal	222543	302698



Rijlabels	Web Services	Web Application
2014	13015	41477
2015	17651	43687
2016	29600	43409
2017	37851	43406
2018	41545	48067
2019	46321	48345
2020		
jan	4319	3917
feb	3629	3485
mrt	3982	3815
apr	3223	3826
mei	4073	3757
jun	4592	3915
jul	4707	4058
aug	3762	3742
Eindtotaal	218270	298906



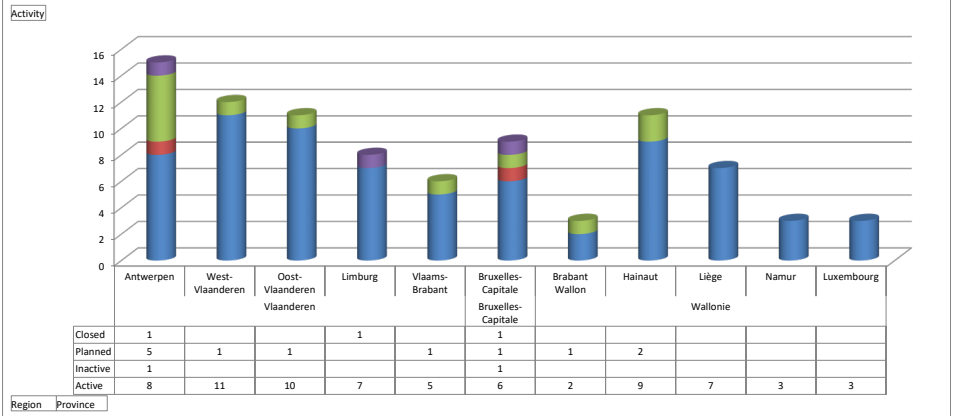
Rijlabels	Web Services	Web Application
2014	58583	3702
2015	58045	3897
2016	70482	3545
2017	76022	3279
2018	84655	3284
2019	68125	3347
2020	78185	2144
Eindtotaal	494097	23198



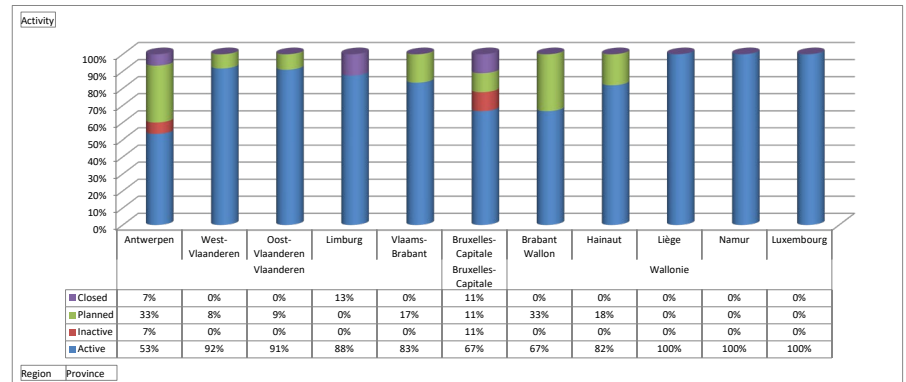
ja nee

Region	Province	Site	Interface	Status	Start date	Supplier	WA > WS	NISS Code
Vlaanderen	Antwerpen	Gemeente Brasschaat	Web Services	Active	1/07/2020	Cipal		11008
Vlaanderen	Vlaams-Brabant	Gemeente Asse	Unknown	Active	2/01/2020	Remiccom		23002
Vlaanderen	West-Vlaanderen	Stad Kortrijk	Unknown	Active	1/10/2019	Cipal		34022
Vlaanderen	Oost-Vlaanderen	Stad Deinze	Web Services	Active	2/05/2019	Cevi		44083
Bruxelles-Capitale	Bruxelles-Capitale	Gemeente Ukkel / Commune Uccle	Web Services	Active	9/01/2019	Civadis		21016
Wallonie	Hainaut	Commune de Montigny-le-Tilleul	Web Services	Active	7/12/2018	Civadis		52048
Vlaanderen	Oost-Vlaanderen	Stad Eeklo	Web Services	Active	30/07/2018	Cevi		43005
Vlaanderen	Limburg	Gemeente Heusden-Zolder	Web Services	Active	2/04/2018	Remiccom		71070
Vlaanderen	Oost-Vlaanderen	Stad Dendermonde	Web Services	Active	1/03/2018	Cevi		42006
Vlaanderen	Oost-Vlaanderen	Stad Ronse	Web Services	Active	5/02/2018	Cevi		45041
Wallonie	Namur	Ville de Namur	Web Services	Active	12/12/2017	Civadis		92094
Bruxelles-Capitale	Bruxelles-Capitale	Commune Ixelles / Gemeente Elsene	Web Services	Active	11/12/2017	Civadis		21009
Vlaanderen	Limburg	Stad Maaseik	Web Services	Active	22/10/2017			72021
Vlaanderen	Limburg	Stad Tongeren	Web Services	Active	17/10/2017	Schaubroeck		73083
Wallonie	Hainaut	Ville de Mouscron	Web Services	Active	3/10/2016	Civadis		54007
Vlaanderen	Oost-Vlaanderen	Stad Sint-Niklaas	Web Services	Active	15/09/2016	Cevi		46021
Vlaanderen	Oost-Vlaanderen	Stad Lokeren	Web Services	Active	5/09/2016	Cevi		46014
Vlaanderen	West-Vlaanderen	Stad Torhout	Web Services	Active	5/09/2016	Cevi		31033
Bruxelles-Capitale	Bruxelles-Capitale	Gemeente Etterbeek	Web Services	Active	22/06/2016	Civadis		21005
Vlaanderen	Limburg	Stad Genk	Web Services	Active	11/01/2016	Cipal		71016
Bruxelles-Capitale	Bruxelles-Capitale	Gemeente Anderlecht	Web Services	Active	1/07/2015	Civadis		21001
Vlaanderen	Antwerpen	Stad Mechelen	Web Services	Active	20/04/2015	Cipal		12025
Vlaanderen	Antwerpen	Stad Antwerpen	Web Services	Active	13/10/2014	Cipal		11002
Vlaanderen	Antwerpen	Stad Lier	Web Services	Active	13/10/2014	Remiccom		12021
Wallonie	Liège	Ville de Saint-Vith	Web Application	Active	17/09/2014	BOSA DT		63067
Vlaanderen	Limburg	Gemeente Overpelt	Web Services	Active	19/05/2014	Remiccom		72029
Vlaanderen	Vlaams-Brabant	Stad Diest	Web Services	Active	1/04/2014	Cipal		24020
Vlaanderen	Vlaams-Brabant	Stad Leuven	Web Services	Active	10/02/2014	Cevi		24062
Vlaanderen	West-Vlaanderen	Stad Ieper	Web Services	Active	21/11/2013	Remiccom		33011
Vlaanderen	Oost-Vlaanderen	Stad Gent	Web Services	Active	13/11/2013	Cevi		44021
Wallonie	Hainaut	Ville de Tournai	Web Application	Active	17/09/2013	BOSA DT		57081
Wallonie	Luxembourg	Ville d'Arlon	Web Services	Active	24/06/2013	Civadis		81001
Vlaanderen	West-Vlaanderen	Stad Brugge	Web Services	Active	7/02/2013	Cevi		31005
Wallonie	Luxembourg	Commune de Libramont-Chevigny	Web Services	Active	17/12/2012	Civadis		84077
Wallonie	Namur	Ville de Dinant	Web Services	Active	17/12/2012	Civadis		91034
Wallonie	Liège	Ville de Huy	Web Services	Active	13/11/2012	Civadis		61031
Wallonie	Hainaut	Ville de La Louvière	Web Services	Active	22/10/2012	Civadis		55022
Wallonie	Liège	Ville de Malmédy	Web Application	Active	22/10/2012	BOSA DT		63049
Vlaanderen	Limburg	Stad Hasselt	Web Services	Active	2/10/2012	Cipal	2/01/2014	71022
Wallonie	Hainaut	Ville de Chimay	Web Services	Active	24/09/2012	Civadis		56016
Wallonie	Liège	Ville de Verviers	Web Services	Active	4/06/2012	Civadis		63079
Wallonie	Brabant Wallon	Ville d'Ottignies-Louvain-la-Neuve	Web Services	Active	2/05/2012	Civadis		25121
Vlaanderen	Vlaams-Brabant	Stad Tienveld	Web Services	Active	2/05/2012	Schaubroeck		24107
Wallonie	Hainaut	Ville d'Ath	Web Services	Active	19/04/2012	Civadis		51004
Wallonie	Liège	Ville de Seraing	Web Services	Active	19/04/2012	Civadis		62096
Wallonie	Namur	Commune de Sambreville	Web Services	Active	19/04/2012	Civadis		92137
Vlaanderen	Vlaams-Brabant	Stad Vilvoorde	Web Services	Active	19/04/2012	Cipal		23088
Bruxelles-Capitale	Bruxelles-Capitale	Stad Brussel	Web Services	Active	19/03/2012	Civadis		21004
Wallonie	Hainaut	Commune de Bousu	Web Services	Active	1/03/2012	Civadis		53014
Vlaanderen	Limburg	Stad Sint-Truiden	Web Services	Active	8/02/2012	Cipal		71053
Vlaanderen	West-Vlaanderen	Stad Waregem	Web Services	Active	10/01/2012	Cevi		34040
Bruxelles-Capitale	Bruxelles-Capitale	Gemeente Sint-Lambrechts-Woluwe	Web Services	Active	1/10/2011	Civadis		21018
Wallonie	Hainaut	Ville de Mons	Web Services	Active	1/10/2011	Civadis		53053
Vlaanderen	Oost-Vlaanderen	Stad Zottegem	Web Services	Active	1/10/2011	Cevi		41081
Vlaanderen	West-Vlaanderen	Stad Veurne	Web Services	Active	1/10/2011	Cevi		38025
Vlaanderen	West-Vlaanderen	Stad Menen	Web Application	Active	1/09/2011	BOSA DT		34027
Wallonie	Brabant Wallon	Ville de Nivelles	Web Services	Active	1/07/2011	Civadis		25072
Wallonie	Liège	Ville d'Eupen	Web Application	Active	1/07/2011	BOSA DT		63023
Vlaanderen	Oost-Vlaanderen	Stad Oudenaarde	Web Services	Active	1/07/2011	Cevi		45035
Wallonie	Hainaut	Ville de Soignies	Web Services	Active	6/06/2011	Civadis		55040
Vlaanderen	West-Vlaanderen	Stad Roeselare	Web Services	Active	6/06/2011	Cevi		36015
Vlaanderen	Antwerpen	Stad Geel	Web Services	Active	1/05/2011	Cipal		13008
Vlaanderen	Antwerpen	Gemeente Mol	Web Services	Active	1/04/2011	Remiccom		13025
Wallonie	Liège	Ville de Liège	Web Services	Active	1/04/2011	Civadis		62063
Vlaanderen	Oost-Vlaanderen	Stad Aalst	Web Services	Active	1/04/2011	Cevi		41002
Vlaanderen	West-Vlaanderen	Stad Oostende	Web Services	Active	1/04/2011	Cevi		35013
Vlaanderen	Antwerpen	Gemeente Bonheiden	Web Services	Active	1/02/2011	Schaubroeck		12005
Vlaanderen	West-Vlaanderen	Stad Tielt	Web Services	Active	1/02/2011	Schaubroeck		37015
Vlaanderen	West-Vlaanderen	Stad Izegem	Web Services	Active	1/12/2010	Cevi		36008
Vlaanderen	Antwerpen	Gemeente Bornem	Web Services	Active	1/07/2010	Schaubroeck		12007
Wallonie	Luxembourg	Ville de Marche-en-Famenne	Web Application	Active	3/06/2010	BOSA DT		83034

Activity	Status				
Region and province	Active	Inactive	Planned	Closed	Eindtotaal
Vlaanderen	41	1	8	2	52
Antwerpen	8	1	5	1	15
West-Vlaande	11		1		12
Oost-Vlaander	10		1		11
Limburg	7			1	8
Vlaams-Braba	5		1		6
Bruxelles-Capitale	6	1	1	1	9
Bruxelles-Capi	6	1	1	1	9
Wallonie	24		3		27
Brabant Wallc	2		1		3
Hainaut	9		2		11
Liège	7				7
Namur	3				3
Luxembourg	3				3
Eindtotaal	71	2	12	3	88

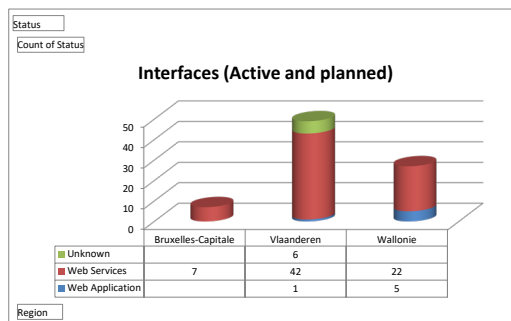


Activity	Status				
Region and province	Active	Inactive	Planned	Closed	Eindtotaal
Vlaanderen	79%	2%	15%	4%	100%
Antwerpen	53%	7%	33%	7%	100%
West-Vlaande	92%	0%	8%	0%	100%
Oost-Vlaander	91%	0%	9%	0%	100%
Limburg	88%	0%	0%	13%	100%
Vlaams-Braba	83%	0%	17%	0%	100%
Bruxelles-Capitale	67%	11%	11%	11%	100%
Bruxelles-Capi	67%	11%	11%	11%	100%
Wallonie	89%	0%	11%	0%	100%
Brabant Wallc	67%	0%	33%	0%	100%
Hainaut	82%	0%	18%	0%	100%
Liège	100%	0%	0%	0%	100%
Namur	100%	0%	0%	0%	100%
Luxembourg	100%	0%	0%	0%	100%
Eindtotaal	81%	2%	14%	3%	100%

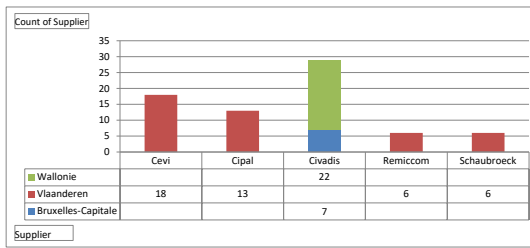


Status (Meerdere items)

Count of Status	Interface			Eindtotaal
Region	Web Application	Web Services	Unknown	
Bruxelles-Capitale	7			7
Vlaanderen	1	42	6	49
Wallonie	5	22		27
Eindtotaal	6	71	6	83

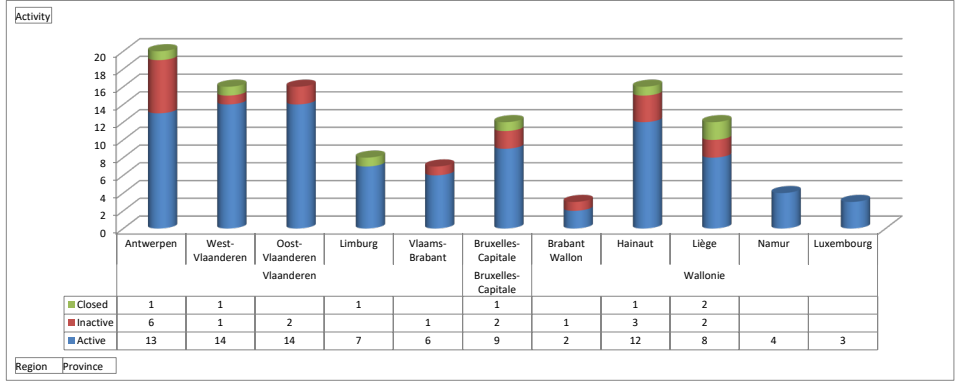


Count of Supplier	Kolomlabels			
Rijlabels	Bruxelles-Capitale	Vlaanderen	Wallonie	Eindtotaal
Cevi			18	18
Cipal		13		13
Civadis	7		22	29
Remiccom		6		6
Schaubroeck		6		6
Eindtotaal	7	43	22	72

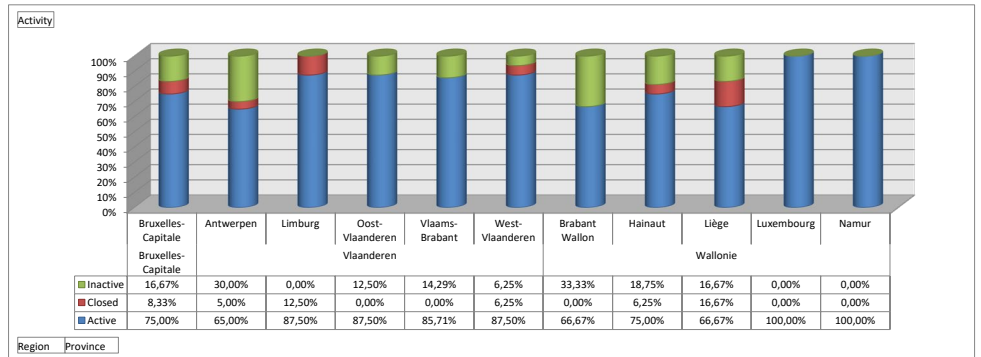


Region	Province	Municipality	Hospital Site	Interface	Status	Start date	Supplier	WA > V RIZIV/INAMI	Campus
Wallonie	Liège	Ville de Liège	CHC - MontLégia	Web Application	Active	19/03/2020	BOSA DT	7-10152-82-000	6200
Vlaanderen	Vlaams-Brabant	Gemeente Asse	O.L.Vrouwziekenhuis	Web Services	Active	2/01/2020	BMA MOSOS	7-10126-11-000	1300
Vlaanderen	West-Vlaanderen	Stad Kortrijk	AZ Groeninge Campus Kennedylaan	Web Services	Active	1/10/2019	Nexus Health	7-10396-32-000	1090
Vlaanderen	West-Vlaanderen	Stad Brugge	AZ St. Jan Brugge	Web Services	Active	1/07/2019	BMA MOSOS	7-10140-94-000	1010
Vlaanderen	Oost-Vlaanderen	Stad Deinze	St. Vincentiusziekenhuis	Web Services	Active	2/05/2019	HealthConnect	7-10134-03-000	1830
Bruxelles-Capitale	Bruxelles-Capitale	Gemeente Ukkel / Commune Ucc	Europa Ziekenhuizen Site St. Elizabeth	Web Application	Active	9/01/2019	BOSA DT	7-10111-26-000	1400
Wallonie	Hainaut	Commune de Montigny-le-Tilleul	CHU André Vesale (Montigny-le-Tilleul)	Web Application	Active	7/12/2018	BOSA DT	7-10325-06-000	2750
Wallonie	Namur	Ville de Namur	C.H.R. SAMBRE ET MEUSE	Web Application	Active	1/12/2018	BOSA DT	7-10006-34-000	3300
Vlaanderen	Oost-Vlaanderen	Stad Eeklo	AZ Alma Campus Eeklo	Web Services	Active	30/07/2018	HealthConnect	7-10032-08-000	1840
Vlaanderen	Limburg	Gemeente Heusden-Zolder	St. Franciscusziekenhuis	Web Application	Active	3/04/2018	BOSA DT	7-10714-05-000	3600
Vlaanderen	Oost-Vlaanderen	Stad Dendermonde	AZ St.Blasius	Web Services	Active	1/03/2018	KWS UZ Leuven	7-10012-28-000	3460
Vlaanderen	Oost-Vlaanderen	Stad Ronse	AZ Zusters Van Barmhartigheid Campus Glorieux	Web Application	Active	5/02/2018	BOSA DT	7-10550-72-000	1680
Bruxelles-Capitale	Bruxelles-Capitale	Gemeente Anderlecht	CHIREC SARE (Sainte Anne & St Remi)	Web Application	Active	1/02/2018	BOSA DT	7-10723-93-000	1470
Wallonie	Namur	Ville de Namur	CHU UCL NAMUR	Web Application	Active	12/12/2017	BOSA DT	7-10166-68-000	3290
Bruxelles-Capitale	Bruxelles-Capitale	Commune Ixelles / Gemeente Els	Iris Ziekenhuizen Zuid Site Etterbeek - Ixelles	Web Services	Active	11/12/2017	HealthConnect	7-10087-50-000	1560
Vlaanderen	Limburg	Stad Maaseik	Ziekenhuis Maas en Kampen	Web Application	Active	22/10/2017	BOSA DT		
Vlaanderen	Limburg	Stad Tongeren	Algemeen Ziekenhuis Vesalius	Web Services	Active	17/10/2017	HealthConnect	7-10716-03-000	3670
Vlaanderen	Oost-Vlaanderen	Stad Gent	AZ Maria Middelares	Web Services	Active	1/09/2017	Own development	7-10017-23-000	1600
Vlaanderen	Oost-Vlaanderen	Stad Gent	UZ Gent	Web Services	Active	23/03/2017	BMA MOSOS	7-10670-49-000	3850
Wallonie	Hainaut	Ville de Charleroi	GHDC Site Notre Dame (Charleroi)	Web Application	Active	1/03/2017	BOSA DT	7-10027-13-000	3100
Vlaanderen	Oost-Vlaanderen	Stad Aalst	Algemeen Stedelijk Ziekenhuis	Web Services	Active	15/02/2017	Infohos	7-10176-58-000	1800
Vlaanderen	Oost-Vlaanderen	Stad Gent	AZ Jan Palfijn	Web Services	Active	3/10/2016	Infohos	7-10713-06-000	
Wallonie	Hainaut	Ville de Mouscron	CENTRE HOSPITALIER DE MOUSCRON	Web Application	Active	3/10/2016	BOSA DT	7-10247-84-000	2770
Vlaanderen	Oost-Vlaanderen	Stad Sint-Niklaas	AZ Waasland (AZ Nikolaas)	Web Application	Active	15/09/2016	BOSA DT	7-10595-27-000	1860
Vlaanderen	Oost-Vlaanderen	Stad Lokeren	AZ Lokeren	Web Services	Active	5/09/2016	Infohos	7-10265-66-000	1650
Vlaanderen	West-Vlaanderen	Stad Torhout	Sint Rembert	Web Services	Active	5/09/2016	Item Solutions	7-10378-50-000	1970
Bruxelles-Capitale	Bruxelles-Capitale	Gemeente Etterbeek	St-Michel Europa Ziekenhuizen / Saint Michel Cliniques de l'E	Web Application	Active	22/06/2016	BOSA DT	7-10111-26-000	1420
Vlaanderen	West-Vlaanderen	Stad Oostende	Herni Serruys	Web Services	Active	1/06/2016	Infohos	7-10067-70-000	1930
Vlaanderen	Antwerpen	Stad Antwerpen	AZ Monica_Campus Deurne	Web Services	Active	1/06/2016	Item Solutions	7-10682-37-000	1210
Vlaanderen	Limburg	Stad Genk	Ziekenhuis Oost-Limburg	Web Services	Active	11/01/2016	HealthConnect	7-10371-57-000	3560
Vlaanderen	West-Vlaanderen	Stad Brugge	AZ Sint Jan Brugge-Oostende	Web Services	Active	4/01/2016	Infohos	7-10049-88-000	1330
Vlaanderen	Antwerpen	Stad Antwerpen	GZA St. Vincentiusziekenhuis (district)	Web Services	Active	1/10/2015	HealthConnect		
Vlaanderen	Antwerpen	Stad Antwerpen	GZA AZ St. Augustinus Wilrijk	Web Services	Active	1/10/2015	HealthConnect		
Bruxelles-Capitale	Bruxelles-Capitale	Gemeente Anderlecht	Hôpital Erasme ULB	Web Services	Active	1/07/2015	Own development	7-10406-22-000	4210
Vlaanderen	Antwerpen	Stad Antwerpen	ZNA Middelheim (district)	Web Application	Active	15/06/2015	BOSA DT		
Vlaanderen	Antwerpen	Stad Mechelen	AZ Sint Maarten	Web Services	Active	20/04/2015	Item Solutions	7-10026-14-000	2070
Vlaanderen	Antwerpen	Stad Antwerpen	ZNA Sint-Erasmus Borgerhout (district)	Web Application	Active	2/02/2015	BOSA DT	7-10009-31-000	1190
Vlaanderen	Antwerpen	Stad Antwerpen	ZNA Jan Palfijn Merksem (district)	Web Application	Active	13/10/2014	BOSA DT	7-10009-31-000	3360
Vlaanderen	Antwerpen	Stad Lier	Heilig Hart Ziekenhuis Lier	Web Application	Active	13/10/2014	BOSA DT	7-10097-40-000	1260
Wallonie	Liège	Ville de Saint-Vith	KLINIK ST.-JOSEF	Web Application	Active	17/09/2014	BOSA DT	7-10257-74-000	2980
Vlaanderen	Limburg	Gemeente Overpelt	Mariaziekenhuis Noord-Limburg	Web Services	Active	19/05/2014	BMA MOSOS	7-10719-97-000	3615
Vlaanderen	Vlaams-Brabant	Stad Diest	AZ Diest	Web Services	Active	1/04/2014	BMA MOSOS	7-10712-07-000	1330
Vlaanderen	Vlaams-Brabant	Leuven	Heilig Hart Ziekenhuis Leuven	Web Application	Active	10/02/2014	BOSA DT	7-10108-29-000	1360
Vlaanderen	Vlaams-Brabant	Leuven	UZ Leuven campus Gasthuisberg	Web Services	Active	3/02/2014	Own development	7-10322-09-000	4230
Vlaanderen	West-Vlaanderen	Stad Ieper	Jan Yperman Ziekenhuis	Web Services	Active	21/11/2013	BMA MOSOS	7-10057-80-000	2700
Vlaanderen	Oost-Vlaanderen	Stad Gent	AZ Sint-Lucas Gent	Web Application	Active	13/11/2013	BOSA DT	TBD	7-10290-41-000
Wallonie	Hainaut	Ville de Tournai	CENTRE HOSPITALIER DE WALLONIE PICARDE	Web Application	Active	17/09/2013	BOSA DT	7-10534-88-000	2810
Wallonie	Luxembourg	Ville d'Arlon	Cliniques du Sud-Luxembourg	Web Application	Active	24/06/2013	BOSA DT	#####	7-10246-85-000
Vlaanderen	West-Vlaanderen	Stad Brugge	AZ St. Lucas Brugge	Web Services	Active	7/02/2013	BMA MOSOS	7-10140-94-000	1000
Wallonie	Namur	Ville de Dinant	CHU - MONT-GODINNE - DINANT	Web Application	Active	17/12/2012	BOSA DT	7-10264-67-000	3260
Wallonie	Luxembourg	Commune de Libramont-Chevign	Centre Hospitalier d'Ardenne	Web Application	Active	17/12/2012	BOSA DT	#####	7-10168-66-000
Wallonie	Liège	Ville de Huy	CENTRE HOSPITALIER REGIONAL DE HUY	Web Application	Active	13/11/2012	BOSA DT	7-10068-69-000	2870
Wallonie	Hainaut	Ville de La Louvière	CENTRES HOSPITALIERS JOLIMONT	Web Application	Active	22/10/2012	BOSA DT	7-10146-88-000	3200
Wallonie	Hainaut	Ville de La Louvière	CENTRE HOSPITALIER UNIVERSITAIRE TIVOLI	Web Application	Active	22/10/2012	BOSA DT	7-10096-41-000	3220
Wallonie	Liège	Ville de Malmédy	CLINIQUE REINE ASTRID	Web Application	Active	22/10/2012	BOSA DT	7-10004-36-000	2950
Vlaanderen	Limburg	Stad Hasselt	Jessa ziekenhuis	Web Services	Active	2/10/2012	Own development	7-10243-88-000	3570
Wallonie	Hainaut	Ville de Chimay	CENTRE DE SANTE DES FAGNES	Web Application	Active	24/09/2012	BOSA DT	7-10249-82-000	3160
Bruxelles-Capitale	Bruxelles-Capitale	Stad Brussel	CHU Saint-Pierre / UMC Sint-Pieterziekenhuis	Web Services	Active	30/08/2012	HealthConnect	7-10076-61-000	1520
Wallonie	Liège	Ville de Verviers	CENTRE HOSPITALIER ST. VINCENT - STE. ELISABETH	Web Application	Active	4/06/2012	BOSA DT	7-10158-76-000	2970
Wallonie	Liège	Ville de Verviers	CENTRE HOSPITALIER REGIONAL DE VERVIERS	Web Application	Active	4/06/2012	BOSA DT	7-10020-20-000	3010
Wallonie	Brabant Wallon	Ville d'Ottignies-Louvain-la-Neuv	Clinique Saint-Pierre	Web Application	Active	2/05/2012	BOSA DT	7-10043-94-000	1730
Vlaanderen	Vlaams-Brabant	Stad Tienen	AZ Heilig Hart	Web Application	Active	2/05/2012	BOSA DT	7-10109-28-000	1390
Wallonie	Hainaut	Ville d'Ath	EPICURA ATH	Web Services	Active	19/04/2012	Own development	7-10724-92-000	1910
Wallonie	Liège	Ville de Seraing	CENTRE HOSPITALIER DU BOIS DE LABBAYE ET DE HESBAYE	Web Application	Active	19/04/2012	BOSA DT	7-10042-95-000	2990
Wallonie	Namur	Commune de Sambreville	CENTRE HOSPITALIER REGIONAL DU VAL DE SAMBRE	Web Application	Active	19/04/2012	BOSA DT	7-10103-34-000	3310
Vlaanderen	Vlaams-Brabant	Stad Vilvoorde	AZ Jan Portaels	Web Services	Active	19/04/2012	Fedict	#####	7-10204-30-000
Bruxelles-Capitale	Bruxelles-Capitale	Stad Brussel	Kliniek Sint-Jan / Clinique Saint-Jean	Web Application	Active	19/03/2012	BOSA DT	7-10110-27-000	1310
Bruxelles-Capitale	Bruxelles-Capitale	Stad Brussel	CHU Brugmann UVC site Victor Horta	Web Application	Active	19/03/2012	BOSA DT	#####	7-10077-60-000
Wallonie	Hainaut	Commune de Boussu	CENTRE HOSPITALIER EPICURA	Web Services	Active	1/03/2012	HealthConnect	#####	7-10410-18-000
Vlaanderen	Limburg	Stad Sint-Truiden	Sint-Trudo	Web Application	Active	8/02/2012	BOSA DT	7-10715-04-000	3650
Vlaanderen	West-Vlaanderen	Stad Waregem	O.L.V. van Lourdes Ziekenhuis	Web Application	Active	10/01/2012	BOSA DT	7-10397-31-000	1990
Wallonie	Hainaut	Ville de Mons	C.H.U. ET PSYCHIATRIQUE DE MONS-BORINAGE	Web Services	Active	5/10/2011	Own development	#####	7-10254-77-000
Bruxelles-Capitale	Bruxelles-Capitale	Gemeente Sint-Lambrechts-Wolu	Cliniques Universitaires Saint-Luc	Web Application	Active	1/10/2011	BOSA DT	7-10403-25-000	4190
Wallonie	Hainaut	Ville de Mons	CHR MONS - HAINAUT	Web Application	Active	1/10/2011	BOSA DT	7-10266-65-000	2710
Vlaanderen	West-Vlaanderen	Stad Veurne	AZ West	Web Application	Active	1/10/2011	BOSA DT	7-10310-21-000	1980
Vlaanderen	Oost-Vlaanderen	Stad Zottegem	AZ Sint-Elisabeth Zottegem	Web Services	Active	1/10/2011	BMA MOSOS	#####	7-10217-17-000
Vlaanderen	West-Vlaanderen	Stad Menen	Heilig Hartziekenhuis Roeselare-Menen	Web Application	Active	1/09/2011	BOSA DT	7-10117-20-000	1960
Wallonie	Brabant Wallon	Ville de Nivelles	Centre hospitalier Tubize-Nivelles	Web Application	Active	1/07/2011	BOSA DT	7-10346-82-000	1710
Wallonie	Liège	Ville d'Eupen	HOSPITAL ST.-NIKOLAUS	Web Application	Active	1/07/2011	BOSA DT	7-10015-25-000	2850
Vlaanderen	Oost-Vlaanderen	Stad Oudenaarde	Algemeen Ziekenhuis Oudenaarde vzw	Web Application	Active	1/07/2011	BOSA DT	#####	7-10170-64-000
Wallonie	Hainaut	Ville de Soignies	CENTRE HOSPITALIER DE LA HAUTE SENNE	Web Application	Active	6/06/2011	BOSA DT	7-10007-33-000	2790
Vlaanderen	West-Vlaanderen	Stad Roeselare	AZ Delta (ex-HH ROESELARE-MENEN)	Web Application	Active	6/06/2011	BOSA DT	7-10117-20-000	1950
Vlaanderen	Antwerpen	Stad Geel	AZ St DIMPNA	Web Application	Active	1/05/2011	BOSA DT	7-10709-10-000	2690
Vlaanderen	Antwerpen	Gemeente Mol	Heilig Hartziekenhuis Mol	Web Application	Active	1/04/2011	BOSA DT	#####	7-10102-35-000
Vlaanderen	West-Vlaanderen	Stad Oostende	AZ Damiaan	Web Application	Active	1/04/2011	BOSA DT	7-10525-97-000	1940
Vlaanderen	Oost-Vlaanderen	Stad Aalst	Onze Lieve Vrouw Ziekenhuis	Web Application	Active	1/04/2011	BOSA DT	7-10126-11-000	1780
Vlaanderen	West-Vlaanderen	Stad Tielt	Sint-Andriesziekenhuis	Web Application	Active	1/02/2011	BOSA DT	7-10395-33-000	1170
Vlaanderen	Antwerpen	Gemeente Bonheiden	Imeldaziekenhuis	Web Application	Active	1/02/2011	BOSA DT	7-10689-30-000	2040
Vlaanderen	West-Vlaanderen	Stad Izegem	VZW Sint-Jozefkliniek Izegem	Web Application	Active	1/12/2010	BOSA DT	7-10124-13-000	1920
Wallonie	Luxembourg	Ville de Marche-en-Famenne	VIVALIA - IFAC	Web Application	Active	3/06/2010	BOSA DT	#####	7-10164-70-000
Vlaanderen	Antwerpen	Gemeente Bornem	Sint-Jozefkliniek Campus Bornem	Web Services	Active	3/06/2010	Item Solutions	#####	7-10104-33-000
Vlaanderen	Antwerpen	Gemeente Brasschaat	Algemeen Ziekenhuis Klina v.z.w.	Web Services	Active	1/07/2020	HealthConnect	7-10710-09-000	3450

Activity	Region and province	Status Active	Inactive	Closed	Eindtotaal
Vlaanderen		54	10	3	67
	Antwerpen	13	6	1	20
	West-Vlaanderen	14	1	1	16
	Oost-Vlaanderen	14	2		16
	Limburg	7		1	8
	Vlaams-Brabant	6	1		7
Bruxelles-Capitale		9	2	1	12
	Bruxelles-Capitale	9	2	1	12
Wallonie		29	6	3	38
	Brabant Wallon	2	1		3
	Hainaut	12	3	1	16
	Liège	8	2	2	12
	Namur	4			4
	Luxembourg	3			3
Eindtotaal		92	18	7	117



Activity	Rijlabels	Kolomiabels Active	Closed	Inactive	Eindtotaal
Bruxelles-Capitale		75,00%	8,33%	16,67%	100,00%
	Bruxelles-Capitale	75,00%	8,33%	16,67%	100,00%
Vlaanderen		80,60%	4,48%	14,93%	100,00%
	Antwerpen	65,00%	5,00%	30,00%	100,00%
	Limburg	87,50%	12,50%	0,00%	100,00%
	Oost-Vlaanderen	87,50%	0,00%	12,50%	100,00%
	Vlaams-Brabant	85,71%	0,00%	14,29%	100,00%
	West-Vlaanderen	87,50%	6,25%	6,25%	100,00%
Wallonie		76,32%	7,89%	15,79%	100,00%
	Brabant Wallon	66,67%	0,00%	33,33%	100,00%
	Hainaut	75,00%	6,25%	18,75%	100,00%
	Liège	66,67%	16,67%	16,67%	100,00%
	Luxembourg	100,00%	0,00%	0,00%	100,00%
	Namur	100,00%	0,00%	0,00%	100,00%
Eindtotaal		78,63%	5,98%	15,38%	100,00%



Status	Active		
Count of Interface			
Rijlabels	Kolomiabels		
	Web Application	Web Ser	Eindtotaal
Bruxelles-Capitale	6	3	9
Vlaanderen	24	30	54
Wallonie	26	3	29
Eindtotaal	56	36	92

